



❧ B.J ❧  
LIGHTING SUPPLIES

**Priced Version**

# inspired by lighting

As a high street retailer in a competitive market, we understand that our customers have many choices on where to shop, both on the high street and online. With this in mind, we have designed and sourced a new, unique lighting range, which we are proud to offer our customers. We have historically offered a wide array of products, suitable for all needs and this new range is certainly no exception.

Whether you are looking for that unique statement piece with outstanding design, have a project to complete or just want something that is not run of the mill, then this catalogue will fill you with design ideas, the highest of quality products, and a huge range of over 1000 items.

This catalogue has taken over two years to collate, picking out inventive, outstanding design concepts, not just as single products, but many ranges offering complementing suites of lighting to suit all your needs, from traditional to modern, contemporary, this catalogue collection has everything to transform any residential or commercial environment.

We pride ourselves on offering a personalised service to all of our customers, providing that personal touch to ensure you are guided and advised so that you not only purchase the most appropriate lighting for your needs, but you have an enjoyable experience and can be rest assured that you can contact us for any after sales service you may require, but most importantly the new collective offers something for everyone at exceptional prices.

Last but by no means least we hope you find our latest collections of interest, we value all of our customer feedback and look forward to being of service to you very soon.

## ...let there be light

All information provided in this catalogue is approximate for guidance only and are subject to alteration and modification.

Goods supplied may vary in detail from the illustrations, drawing and descriptions as a result of improvements. Colour finishes will be maintained as accurately as possible, but matching cannot be guaranteed.

No part of this catalogue may be reproduced or modified without the written consent of respective copyright owners.

E. & O. E.

© 2020 Respective Owners - All rights reserved





## STATEMENT FIXTURES



010 - 017

## COLLECTIONS



018 - 067

## CRYSTAL & GLASS



068 - 119

## FLUSH & SPOTLIGHTS



120 - 137

## PENDANT COLLECTIONS



138 - 201

## PLASTER & PAINTABLE



202 - 213

## TIFFANY



214 - 239

## BATHROOM



240 - 261

## WALL LIGHTS



262 - 289

## TABLE & FLOOR



290 - 309

## OUTDOOR



310 - 357

## SHADES & NON-ELECTRIC



358 - 367

			
ALCHEMIST 148	AMBER 239	ANGLE 344	APATURE 243
			
APOLLO 103	ART 239	ARTHUR 30	ATHENA 332
			
ATLANTIS 225	ATOM 17	AUSTWICK 254	AZTEC 214
			
BAMBOO 275	BARBARA 86	BEACHCOMBER 13	BEAM 357
			
BEBOP 166	BIO 90	BO 257	BRANDY 142
			
BRICK 355	BUGLE 196	BUMP 319	BUN 352
			
BURGH 250	BUTTERFLY 237	CABIN 352	CAROUSEL 252
			
CARTLAND 94	CASSIE 146	CHECKERS 238	CIRQUE 354





CLASH 36



CLEAR 240



CLIO 152



CLOUD 257



COACHMAN 323



CONE 356



COSMIC 135



CRYSTAL SHOWER



CURL 265



CURVE 273



DALI 329



DALLAS 102



DAPHNE 192



DAZZLE 261



DECK 314



DECO 226



DELPH 122



DICKENS 332



DINER 189



DRAGONFLY 218



DROPLET 89



DUSK 255



EDGE 118



EINSTEIN 310



EVE 120



FLAKE 14



FLEX 50



FLIP 262



FORM 150



FRACTURE 182






























FRAME 345

































FROST 168

			
GAIA 26	GEO 186	GLACIER 137	GLAZE 154
			
GLISTEN 108	GLOW 347	GRAFFITI 204	HALO 68
			
HANCOCK 185	HELENA 170	HELENA 247	HELIX 241
			
HITCHCOCK 215	HIVE 141	HONEY 216	HOSTEL 326
			
HOURGLASS 340	HURRICANE 115	HYDRO 44	HYPER 62
			
HYPHEN 271	ICICLE 101	JUNCTION 272	KATE 180
			
KINK 356	LEIA 84	LIBRA 164	LIGHTHOUSE 324
			
LINK 358	LOTUS 92	LUXOR 12	MARGO 242



			
MARTINI 236	MEMORY 259	MEMPHIS 187	MERE 313
			
MERLIN 82	MESH 191	METEOR 194	MILLION 181
			
MIRA 132	MOONDROP 10	MOONDROP 133	MOSCOW 201
			
NATIVE 15	NEUTRON 188	NEWTON 288	NOIR 176
			
NOISE 139	NORWAY 174	PAGODA 328	PAINT 210
			
PARLOUR 220	PARTICLE 278	PEARL 106	PHONO 193
			
PIER 334	PIPE 266	POSIDON 238	RAIN 260
			
READ 276	REED 20	REFLECTIONS 253	RIBBON 42

			
ROME 231	ROSS 286	ROSWELL 244	RUSTIC 350
			
SABRE 270	SATURN 351	SCHOLAR 54	SHADES 136
			
SHARONA 362	SHARP 172	SHELDON 33	SHELTER 322
			
SHIFT 274	SKANDI 342	SLAB 353	SLATE 112
			
SLICK 190	SMOOTH 346	SOLAR FLARE 64	SPIKE 320
			
SPOTLIGHT 18	STARBURST 80	STEAM 311	STRIKE 248
			
SUNBURST 234	SURF 263	SURFACE 120	SVEN 66
			
TECTONIC 134	THEATRE 130	TIGER 144	TILT 348





TIMBER 349



TITANIC 72



TOWNHOUSE 333



TRAWLER 331




TRUNK 350



TUBE 246



TUDOR 330



TURN 264



TURNER 140



TWISTED 267



TWISTER 184



VIBE 200



VICTOR 256



WAND 246



WAREHOUSE 158



WARP 16



WAVE 268



WORKER 178



profound  
metalwork

outrageously  
gorgeous



**BJCP8587** **NOW: £2808.00**

**Size (mm):** Ø 860 ↓ 1450-5580

**Lamp:** 18 x GU10 20W

**Colour:** Polished Chrome/Clear Glass

## MOONDROP

This range of multiple pendants, takes the concept of a melting icicle one step further, not only using long clear crystal drops that mimic a falling drop of water but also shaping the frame which hosts them into a similar statement. The polished chrome metal frames are curved like slowly cascading water which the crystal drops and GU10 lampholders sit inside.

Images are not to scale

010



**Range Characteristics:**

Exclusive Design  
Glass Droplets  
Adjustable Height



substantial  
glass droplet

**BJCP5587 NOW: £150.00**

**Size (mm):** Ø 140 ↓ 570–2370

**Lamp:** 1 x GU10 20W

**Colour:** Polished Chrome/Clear Glass



**BJCP6587 NOW: £437.00**

**Size (mm):** Ø 280 ↓ 580–2380

**Lamp:** 3 x GU10 20W

**Colour:** Polished Chrome/Clear Glass



sheer impact  
each shade is  
50cm tall



**BJCP7587 NOW: £732.00**

**Size (mm):** Ø 380 ↓ 580–3080

**Lamp:** 5 x GU10 20W

**Colour:** Polished Chrome/Clear Glass

**BJCP9587 NOW: £440.00**

**Size (mm):** ↗ 140 ↓ 580–2380 ↔ 660

**Lamp:** 3 x GU10 20W

**Colour:** Polished Chrome/Clear Glass

Range Characteristics:  
3000K Warm White  
Dimmable - Trailing Edge  
3 Years Warranty



glacial effect



fantastic  
lighting effect

**BJCP2687** NOW: **£2928.00**

**Size (mm):** Ø 860 ↑ 900–5280

**Lamp:** 21 x Integral LED 4.5W, 3360lm

**Colour:** Polished Chrome/Clear Glass

LUXOR

This multiple LED pendant hosts a combination of inventive design concepts boasting an individuality within the lighting market. Each drop sees a rectangular glass piece with a central cut-out, moulded to replicate frozen water. The glacial effect looks even more captivating when illuminated by the integral 3000K LEDs.

### Range Characteristics:

Exclusive Design  
All Drops 5m Each  
Adjustable Height



luxurious colour  
combination

every shade is  
handmade &  
unique

**BJCP0687** **NOW: £1728.00**

**Size (mm):** Ø 820 ↑ 1000–5260

**Lamp:** 21 x G9 33W

**Colour:** Polished Chrome/Clear/Amber/Smoked Glass

## BEACHCOMBER

BEACHCOMBERed glass pieces diffuse the light emitted from the twenty-one G9 lampholders each suspended from an individual drop. With the picturesque collection of clear, amber and smoked glass a serene ambience is provoked by the textured surface of each glass piece which shimmers beneath the coloured tint like light on water.



Range Characteristics:  
3000K Warm White  
Dimmable - Trailing Edge  
3 Years Warranty

opulent gold  
finish

delicate  
design

**BJCP3687** **NOW: £2220.00**  
**Size (mm):** Ø 860 ↑ 1200-5340  
**Lamp:** 21 x Integral LED 4.5W, 3360lm  
**Colour:** Painted Brushed Gold/Clear Glass

FLAKE

This multiple pendant has a painted brush gold finish which offsets perfectly against the 3000K integral LEDs. Each staggered suspension drop hosts a glass piece moulded to reflect crystallised ice which sits beneath the gold bands in which house the LED's. This pendant is visually dazzling when the fitting is illuminated yet still intriguing when the light is not in use.

Images are not to scale

014

### Range Characteristics:

Exclusive Design  
All Drops 5m Each  
Adjustable Height

every shade is  
handmade &  
unique

elegant glass &  
metal combination

**BJCP1687** **NOW: £2299.00**

**Size (mm):** Ø 820 ↓ 1000–5260

**Lamp:** 21 x G9 33W

**Colour:** Brass/Copper/Cognac Glass/Cognac

## NATIVE

This round multiple pendant light is wonderfully artistic and decorative without compromising function. The incredible maximum 5m drop sees folds of copper and cognac glass around the G9 lampholders beautifully mimicing raw flecks of gold. This is a must have feature bringing a Grecian aura to a modern design.

Range Characteristics:  
4000K Natural White  
Dimmable - Trailing Edge  
3 Years Warranty



**BJCH0777 NOW: £708.00**

**Size (mm):** Ø 800 ↑ 300–2000

**Lamp:** 3 x Integral LED 50W, 30W, 20W, 5470lm ☐

**Colour:** Matt White/Opal White

# WARP

Comprised of three different sized 4000K LED loops, with a band of matt white metalwork between the diffusers, a puppeteer hanging method has been applied to each ring so they can be left level or individually angled to create a bespoke ascetic. The immense 100W output can be dimmed with a suitable dimmer module.

Range Characteristics:  
Exclusive Design  
Sphere Shape  
Intricate Glass Discs

unique glass  
discs



**BJCP5137** NOW: £323.00

**Size (mm):** Ø 600 ↑ 600-1630

**Lamp:** 10 x E14 40W

**Colour:** Polished Chrome/Clear

## ATOM


Drawing inspiration from a dandelion, this stylish pendant introduces a uniquely creative structure. A spherical central frame hosts a myriad of polished chrome rods at different lengths with glass discs, producing depth and dimension. The intricate pattern of the handmade glass adds further character to this stylish lighting solution.





subtle gold finish

**BJCP0767 NOW: £156.00**  
**Size (mm):** ↗ 80 ↓ 335-1835 ↔ 570  
**Lamp:** 4 x Integral LED 2W, 1120lm  
**Colour:** Sand Black/Gold



adjustable

**BJCP1767 NOW: £324.00**  
**Size (mm):** ↗ 80 ↓ 335-1835 ↔ 1280  
**Lamp:** 10 x Integral LED 2W, 2800lm  
**Colour:** Sand Black/Gold

## SPOTLIGHT

A fascinating original design concept sees central tubular columns each with protruding LED spotlight arms, combining an organic tree like design with modern technology. Not only is each fixture an eye-catching feature with their two tone colour finish, they also offer the opportunity to control the directionality of the light emitted as each LED arm is adjustable.

Range Characteristics:  
3000K Warm White  
Not Dimmable  
3 Years Warranty



**BJTL3767 NOW: £143.00**  
Size (mm): ↗ 150 ↓ 500 ↔ 180  
Lamp: 2 x Integral LED 2W, 560lm  
Colour: Sand Black/Gold

↪ adjustable



**BJCP9667 NOW: £84.00**  
Size (mm): ↗ 100 ↓ 340-1810 ↔ 180  
Lamp: 2 x Integral LED 2W, 560lm  
Colour: Sand Black/Gold



**BJFL4767 NOW: £299.00**  
Size (mm): Ø 300 ↓ 1530  
Lamp: 6 x Integral LED 2W, 1680lm  
Colour: Sand Black/Gold



switched

**BJWL2767 NOW: £95.00**  
Size (mm): ↓ 180 ↔ 120 ↔ 225  
Lamp: 2 x Integral LED 2W, 560lm  
Colour: Sand Black/Gold



**BJSL1757 NOW: £68.00**

**Size (mm):** ↓ 110–670 ↔ 130–550

**Lamp:** 1 x Integral LED 5W, 310lm □

**Colour:** Black/Aluminium



**BJCF2757 NOW: £149.00**

**Size (mm):** ↓ 150–690 ↔ 180–1250

**Lamp:** 3 x Integral LED 5W, 930lm □

**Colour:** Black/Aluminium

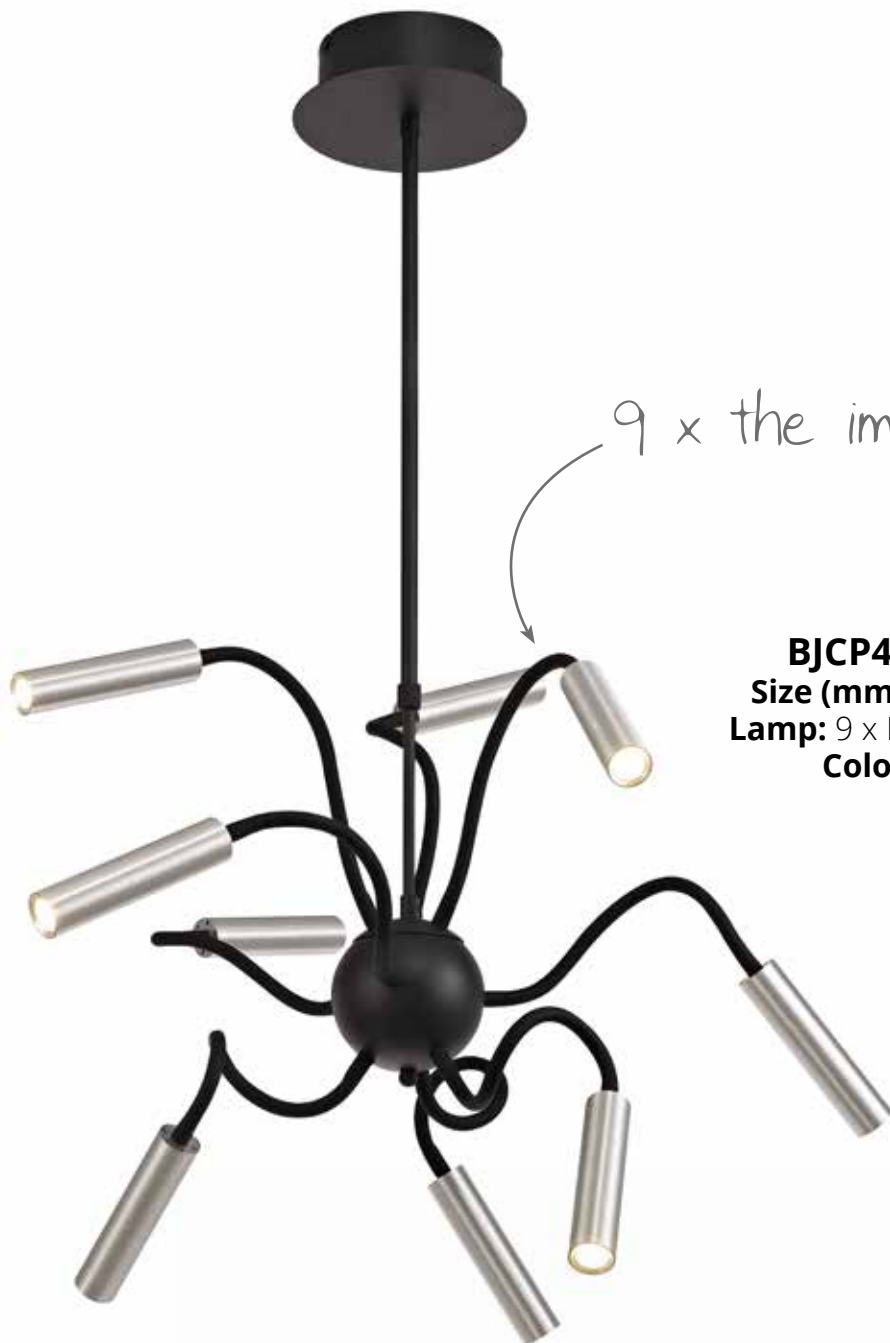
REED



This comprehensive LED collection features built in 3000K LED's. The slim aluminium tubular LED heads each sit at the end of long flexible arms that are covered in a high quality soft touch rubber sleeving, which give the ingenious freedom to not only control the direction of the light projected but also permits the ability to manipulate the arms into your own bespoke design.

Range Characteristics:  
3000K Warm White  
Dimmable Ceiling Lights  
3 Years Warranty

9 x the imagination



**BJCP4757 NOW: £342.00**  
**Size (mm):** Ø 330-990 ↑ 750-1500  
**Lamp:** 9 x Integral LED 4W, 2250lm □  
**Colour:** Black/Aluminium

create your own design



**BJCF3757 NOW: £221.00**  
**Size (mm):** ↓ 150-690 ↔ 200-1310  
**Lamp:** 5 x Integral LED 5W, 1550lm □  
**Colour:** Black/Aluminium



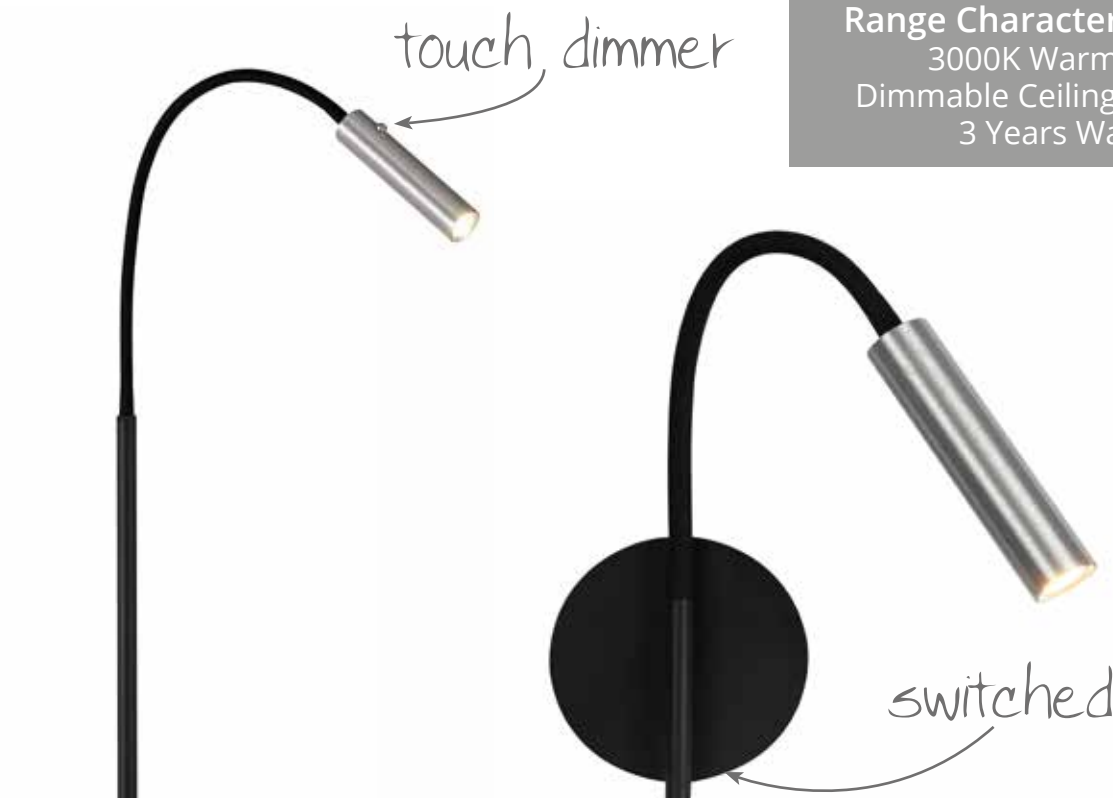


**BJCP5757** **NOW: £342.00**  
**Size (mm):** ↓ 240-1870 ↔ 950-1870  
**Lamp:** 8 x Integral LED 4W, 2000lm ☐  
**Colour:** Black/Aluminium

REED 

This comprehensive LED collection features built in 3000K LED's. The slim aluminium tubular LED heads each sit at the end of long flexible arms that are covered in a high quality soft touch rubber sleeving, which give the ingenious freedom to not only control the direction of the light projected but also permits the ability to manipulate the arms into your own bespoke design.

Range Characteristics:  
3000K Warm White  
Dimmable Ceiling Lights  
3 Years Warranty



**BJWL6757 NOW: £70.00**

**Size (mm):** ↓ 150-660 ↔ 130-420 ↗ 150-670

**Lamp:** 1 x Integral LED 5W, 311lm □

**Colour:** Black/Aluminium

flexible arms



**BJFL8757 NOW: £143.00**

**Size (mm):** ↓ 1290-1870 ↔ 230-750

**Lamp:** 1 x Integral LED 7W, 436lm □

**Colour:** Black/Aluminium

**BJTL7757 NOW: £90.00**

**Size (mm):** ↓ 490-860 ↔ 170-535

**Lamp:** 1 x Integral LED 7W, 436lm

**Colour:** Black/Aluminium



**BJCP4818 NOW: £342.00**

**Size (mm):** ↓ 240–1870 ↔ 950–1870

**Lamp:** 8 x Integral LED 4W, 2000lm ☐

**Colour:** Black/Satin Copper



*pure satin copper*



**BJWL5818 NOW: £70.00**

**Size (mm):** ↓ 150–660 ↔ 130–420

↔ 150–670

**Lamp:** 1 x Integral LED 5W, 311lm ☐

**Colour:** Black/Satin Copper



**BJCF2818 NOW: £221.00**

**Size (mm):** ↓ 150–690 ↔ 200–1310

**Lamp:** 5 x Integral LED 5W, 1550lm ☐

**Colour:** Black/Satin Copper



**BJTL6818 NOW: £90.00**

**Size (mm):** ↓ 490–860 ↔ 170–535

**Lamp:** 1 x Integral LED 7W, 436lm

**Colour:** Black/Satin Copper

Range Characteristics:  
3000K Warm White  
Dimmable Ceiling Lights  
3 Years Warranty



**BJCP3818** NOW: £342.00  
Size (mm): Ø 330–990 ↑ 750–1500  
Lamp: 9 x Integral LED 4W, 2250lm □  
Colour: Black/Satin Copper

flexibility =  
designability



**BJFL7818** NOW: £143.00  
Size (mm): ↑ 1290–1870 ↔ 230–750  
Lamp: 1 x Integral LED 7W, 436lm □  
Colour: Black/Satin Copper



**BJCF1818** NOW: £149.00  
Size (mm): ↓ 150–690 ↔ 180–1250  
Lamp: 3 x Integral LED 5W, 930lm □  
Colour: Black/Satin Copper



**BJSL0818** NOW: £68.00  
Size (mm): ↓ 110–670 ↔ 130–550  
Lamp: 1 x Integral LED 5W, 310lm □  
Colour: Black/Satin Copper





**BJCF0817 NOW: £167.00**

**Size (mm):** ↗ 220 ↓ 540 ↔ 335

**Lamp:** 8 x Integral LED 3W, 1320lm

**Colour:** Black/Antique Brass/Frosted White



**BJCF7717 NOW: £227.00**

**Size (mm):** Ø 500 ↓ 90

**Lamp:** 12 x Integral LED 3W, 1980lm

**Colour:** Black/Antique Brass/Frosted White

The harmoniously placed, round compact 3W LED heads are distributed along the sleek fluidic lines to create an art nouveau concept, bringing the essence of nature into your home. High efficiency LED technology partnered with the form of the fixtures and its black/antique brass finish provides an idyllic balance and produces a range that attracts the attention it deserves.

GAIA



Range Characteristics:  
3000K Warm White  
Not Dimmable  
3 Years Warranty

perfect colour  
combination



**BJCP9717** NOW: **£335.00**

**Size (mm):** ↗ 220 ↓ 400–1800 ↔ 1085

**Lamp:** 16 x Integral LED 3W, 2640lm

**Colour:** Black/Antique Brass/Frosted White



**BJCF8717** NOW: **£532.00**

**Size (mm):** Ø 800 ↓ 105

**Lamp:** 28 x Integral LED 3W, 4400lm

**Colour:** Black/Antique Brass/Frosted White



**BJWL1817** **NOW: £85.00**

**Size (mm):** ↓ 290 ↔ 200 ↳ 80

**Lamp:** 3 x Integral LED 3W, 495lm

**Colour:** Black/Antique Brass/Frosted White

high lumen  
LED technology



**BJWL2817** **NOW: £119.00**

**Size (mm):** ↓ 290 ↔ 265 ↳ 80

**Lamp:** 5 x Integral LED 3W, 825lm

**Colour:** Black/Antique Brass/Frosted White

GAIA

The harmoniously placed, round compact 3W LED heads are distributed along the sleek fluidic lines to create an art nouveau concept, bringing the essence of nature into your home. High efficiency LED technology partnered with the form of the fixtures and its black/antique brass finish provides an idyllic balance and produces a range that attracts the attention it deserves.

Range Characteristics:  
3000K Warm White  
Not Dimmable  
3 Years Warranty



now that's  
a statement

**BJWL3817** **NOW: £570.00**

**Size (mm):** ↓ 1500 ↔ 760 ↗ 90

**Lamp:** 20 x Integral LED 3W, 3300lm

**Colour:** Black/Antique Brass/Frosted White





perfect contrast

attention to detail

substantial  
metal work



**BJCP2557** **NOW: £316.00**

**Size (mm):** Ø 705 ↑ 700-1200

**Lamp:** 5 x E27 60W

**Colour:** Brown Oxide/Bronze/Clear

ARTHUR

The Medieval notion of illuminating a room by sitting candles along a hanging frame has been re-imagined with modern day materials to design a collection which will enhance a traditionally styled setting. The Brown Oxide and Bronze finish gives the fixtures an antique feel whilst the glass cylinders surrounding the E27 lampholders furthers the historic ambience.

Images are not to scale

030

Range Characteristics:  
Robust Construction  
Bronze Details  
Substantial Glass Shades

cylindrical glass  
shades



**BJCP1557 NOW: £217.00**  
**Size (mm):** Ø 625 ↑ 630–1130  
**Lamp:** 3 x E27 60W  
**Colour:** Brown Oxide/Bronze/Clear



**BJWL5557 NOW: £116.00**  
**Size (mm):** ↑ 213 ↔ 340 ↳ 177  
**Lamp:** 2 x E27 60W  
**Colour:** Brown Oxide/Bronze/Clear



**BJWL4557 NOW: £66.00**  
**Size (mm):** ↑ 213 ↔ 100 ↳ 177  
**Lamp:** 1 x E27 60W  
**Colour:** Brown Oxide/Bronze/Clear

Range Characteristics:  
Robust Construction  
Bronze Details  
Substantial Glass Shades



**BJCP3557** **NOW: £454.00**  
**Size (mm):** ↗ 400 ↓ 520–1600 ↔ 840  
**Lamp:** 6 x E27 60W  
**Colour:** Brown Oxide/Bronze/Clear

Range Characteristics:  
Chaotic Charm  
Large Glass Balls  
Complementing Colours

multi height  
options

ball-tastic

**BJCP2377 NOW: £300.00**

**Size (mm):** Ø 780 ↑ 700/1400

**Lamp:** 12 x G9 28W

**Colour:** Matt Black/Antique Brass/Cognac

## SHELDON

A truly imaginative concept sees the central matt black frames as hosts to a variety of chaotic antique brass tubes and cognac glass which present an overall imitation of a pipeline system. The contrast of the dark finish against the lighter antique brass accentuates this collection's industrial ambience designed by imitating repurposed materials.





120mm glass  
globes



**BJCF0377 NOW: £119.00**

**Size (mm):** Ø 590 ↑ 340

**Lamp:** 5 x G9 28W

**Colour:** Matt Black/Antique Brass/Cognac



**BJCF1377 NOW: £166.00**

**Size (mm):** Ø 850 ↑ 340

**Lamp:** 9 x G9 28W

**Colour:** Matt Black/Antique Brass/Cognac

Range Characteristics:  
 Chaotic Charm  
 Large Glass Balls  
 Complementing Colours

can be  
 mounted in any  
 direction



**BJWL3377** NOW: £64.00

Size (mm):  $\downarrow$  400  $\leftrightarrow$  185  $\rightarrow$  180

Lamp: 2 x G9 28W

Colour: Matt Black/Antique Brass/Cognac



**BJFL5377** NOW: £300.00

Size (mm):  $\varnothing$  450  $\uparrow$  1550

Lamp: 8 x G9 28W

Colour: Matt Black/Antique Brass/Cognac



**BJTL4377** NOW: £71.00

Size (mm):  $\varnothing$  390  $\uparrow$  605

Lamp: 2 x G9 28W  $\square$

Colour: Matt Black/Antique Brass/Cognac



**BJCF2118 NOW: £75.00**

**Size (mm):** Ø 350 ↑ 135

**Lamp:** 3 x E14 40W

**Colour:** Matt Grey/Polished Chrome/Cognac



rustic oil bronze  
colour finish

**BJCF4418 NOW: £75.00**

**Size (mm):** Ø 350 ↑ 135

**Lamp:** 3 x E14 40W

**Colour:** Oiled Bronze/Polished Chrome/Amber

CLASH

An exquisitely intricate frame crosses over the tinted cylindrical glass which houses E14 lampholders. All seven designs are available in two colour finishes. Each light follows a fairly standard composition whereas the round pendant 4 light has the lampholders situated at either end of two bars which can be pivoted and turned showing art imitating function.





Range Characteristics:  
2 Colour Options  
Enhancing Glass Shades  
Polished Chrome Detail

toggle switch

**BJWL1118 NOW: £26.00**

**Size (mm):** ↓ 150 ↔ 90 ⇨ 140

**Lamp:** 1 x E14 40W

**Colour:** Matt Grey/Polished Chrome/Cognac



**BJCF3118 NOW: £104.00**

**Size (mm):** ↗ 150 ↓ 150 ↔ 740 ⇨ 165

**Lamp:** 4 x E14 40W

**Colour:** Matt Grey/Polished Chrome/Cognac



**BJWL3418 NOW: £26.00**

**Size (mm):** ↓ 150 ↔ 90 ⇨ 140

**Lamp:** 1 x E14 40W

**Colour:** Oiled Bronze/Polished Chrome/Amber

adjustable



**BJCF5418 NOW: £104.00**

**Size (mm):** ↗ 150 ↓ 165 ↔ 740 ⇨ 165

**Lamp:** 4 x E14 40W

**Colour:** Oiled Bronze/Polished Chrome/Amber





latest interior  
design colour



**BJCP4118 NOW: £44.00**

**Size (mm):** Ø 90 ↑ 250–1250

**Lamp:** 1 x E14 40W

**Colour:** Matt Grey/Polished Chrome/Cognac



**BJCP6118 NOW: £131.00**

**Size (mm):** Ø 320 ↑ 250–1250

**Lamp:** 3 x E14 40W

**Colour:** Matt Grey/Polished Chrome/Cognac

CLASH

An exquisitely intricate frame crosses over the tinted cylindrical glass which houses E14 lampholders. All seven designs are available in two colour finishes. Each light follows a fairly standard composition whereas the round pendant 4 light has the lampholders situated at either end of two bars which can be pivoted and turned showing art imitating function.

Range Characteristics:  
2 Colour Options  
Enhancing Glass Shades  
Polished Chrome Detail



polished  
chrome detail

glass cylinders

**BJCP8418** NOW: £131.00

**Size (mm):** Ø 320 ↓ 250-1250

**Lamp:** 3 x E14 40W

**Colour:** Oiled Bronze/Polished Chrome/Amber



**BJCP6418** NOW: £44.00

**Size (mm):** Ø 90 ↓ 250-1250

**Lamp:** 1 x E14 40W

**Colour:** Oiled Bronze/Polished Chrome/Amber



**BJCP7418 NOW: £155.00**

**Size (mm):** ↗ 80 ↓ 250–1250 ↔ 840

**Lamp:** 4 x E14 40W

**Colour:** Oiled Bronze/Polished Chrome/Amber



**BJCP5118 NOW: £155.00**

**Size (mm):** ↗ 80 ↓ 250–1250 ↔ 840

**Lamp:** 4 x E14 40W

**Colour:** Matt Grey/Polished Chrome/  
Cognac

CLASH

An exquisitely intricate frame crosses over the tinted cylindrical glass which houses E14 lampholders. All seven designs are available in two colour finishes. Each light follows a fairly standard composition whereas the round pendant 4 light has the lampholders situated at either end of two bars which can be pivoted and turned showing art imitating function.

Images are not to scale

040

Range Characteristics:  
2 Colour Options  
Enhancing Glass Shades  
Polished Chrome Detail



**BJCP7118 NOW: £138.00**

**Size (mm):** ↗ 200 ↓ 250-1260 ↔ 480

**Lamp:** 4 x E14 40W

**Colour:** Matt Grey/Polished Chrome/Cognac



**BJCP9418 NOW: £138.00**

**Size (mm):** ↗ 200 ↓ 250-1260 ↔ 480

**Lamp:** 4 x E14 40W

**Colour:** Oiled Bronze/Polished Chrome/Amber



superb uniform light output



**BJCF9407** **NOW: £287.00**

**Size (mm):** Ø 620 ↑ 330

**Lamp:** 3 x Integral LED 12W, 2880lm

**Colour:** Polished Chrome/Silver/Frosted White

# RIBBON

Presenting a design with polished chrome detail and silver framework that is handcrafted to reflect lengths of ribbon which gently twist into a substantial ring at the end. These rings encircle the round diffuser disc encapsulating the 3000K LEDs. The flat opal surface dispels the optimum amount of light to ensure a uniform output from the integrated high efficiency LEDs.

Images are not to scale



Range Characteristics:  
3000K Warm White  
Not Dimmable  
3 Years Warranty

**BJWL1507 NOW: £91.00**

**Size (mm):** ↓ 335 ↔ 150 ⇨ 190

**Lamp:** 1 x Integral LED 10W, 800lm

**Colour:** Polished Chrome/Silver/Frosted White

switched →



switched →

**BJWL0507 NOW: £91.00**

**Size (mm):** ↓ 335 ↔ 150 ⇨ 190

**Lamp:** 1 x Integral LED 10W, 800lm

**Colour:** Polished Chrome/Silver/Frosted White

**BJWL2507 NOW: £100.00**

**Size (mm):** Ø 155 ↓ 400

**Lamp:** 1 x Integral LED 10W, 800lm

**Colour:** Polished Chrome/Silver/Frosted White





**BJCF67567 NOW: £138.00**

**Size (mm):** ↗ 290 ↕ 365 ↔ 640

**Lamp:** 4 x G9 28W

**Colour:** Polished Chrome/Smoked



**BJCP3037 NOW: £311.00**

**Size (mm):** ↗ 420 ↕ 490-1340 ↔ 1100

**Lamp:** 7 x G9 28W

**Colour:** Polished Chrome/Smoked

extra large  
180mm diameter

HYDRO

This is a fun, bubbly, inventive design. The frames are host to a collection of unique coloured glass spheres in which the G9 lampholders are concealed. This creative concept emits an intriguing presence when the light from the chosen G9s is dispersed through the tinted effect yet its artistic structure leaves a standout piece even when not in use.

Range Characteristics:  
WOW Factor Range  
2 Colour Options  
Contrasting Glass Balls



**BJCP9567** NOW: **£372.00**

**Size (mm):** Ø 600 ↓ 800–2000

**Lamp:** 16 x G9 28W

**Colour:** Polished Chrome/Smoked




**BJWL6037** NOW: **£95.00**

**Size (mm):** ↓ 310 ↔ 290 ↳ 220

**Lamp:** 2 x G9 28W

**Colour:** Polished Chrome/Smoked



**BJCP8567** NOW: **£108.00**

**Size (mm):** Ø 360 ↓ 500–2100

**Lamp:** 5 x G9 28W

**Colour:** Polished Chrome/Smoked



**BJTL0667 NOW: £47.00**

**Size (mm):** Ø 200 ↑ 200

**Lamp:** 1 x G9 28W ☐

**Colour:** Polished Chrome/Smoked



*simply stunning*

*non-illuminating  
contrast*

*marble base*

**BJTL5037 NOW: £143.00**

**Size (mm):** ↗ 290 ↓ 600 ↔ 340

**Lamp:** 3 x G9 28W ☐

**Colour:** Polished Chrome/Smoked



**BJFL4037 NOW: £450.00**

**Size (mm):** ↗ 390 ↓ 1700 ↔ 420

**Lamp:** 8 x G9 28W

**Colour:** Polished Chrome/Smoked

# HYDRO

This is a fun, bubbly, inventive design. The frames are host to a collection of unique coloured glass spheres in which the G9 lampholders are concealed. This creative concept emits an intriguing presence when the light from the chosen G9s is dispersed through the tinted effect yet its artistic structure leaves a standout piece even when not in use.

Range Characteristics:  
WOW Factor Range  
2 Colour Options  
Contrasting Glass Balls



non-illuminating  
contrast

**BJCF5667** NOW: £138.00

**Size (mm):** ↗ 290 ↑ 365 ↔ 640

**Lamp:** 4 x G9 28W

**Colour:** Antique Copper/Opal & Copper



**BJCP1667** NOW: £311.00

**Size (mm):** ↗ 430 ↑ 490-1340 ↔ 1100

**Lamp:** 7 x G9 28W

**Colour:** Antique Copper/Opal & Copper





**BJFL2667 NOW: £450.00**  
**Size (mm):** ↗ 390 ↑ 1700 ↔ 420  
**Lamp:** 8 x G9 28W  
**Colour:** Antique Copper/Opal & Copper

awesome

marble base



**BJWL4667 NOW: £95.00**  
**Size (mm):** ↓ 320 ↔ 295 ↗ 215  
**Lamp:** 2 x G9 28W  
**Colour:** Antique Copper/Opal & Copper



**BJTL3667 NOW: £143.00**  
**Size (mm):** ↗ 290 ↑ 600 ↔ 340  
**Lamp:** 3 x G9 28W □  
**Colour:** Antique Copper/Opal & Copper

# HYDRO

This is a fun, bubbly, inventive design. The frames are host to a collection of unique coloured glass spheres in which the G9 lampholders are concealed. This creative concept emits an intriguing presence when the light from the chosen G9s is dispersed through the tinted effect yet its artistic structure leaves a standout piece even when not in use.



eye-catching  
range that  
is simply  
stunning

**BJCP6667 NOW: £108.00**

**Size (mm):** Ø 360 ↓ 500–2100

**Lamp:** 5 x G9 28W

**Colour:** Antique Copper/Opal & Copper



**BJTL8667 NOW: £47.00**

**Size (mm):** Ø 200 ↓ 200

**Lamp:** 1 x G9 28W □

**Colour:** Antique Copper/Opal & Copper

**Range Characteristics:**

WOW Factor Range

2 Colour Options

Contrasting Glass Balls



**BJCP7667 NOW: £372.00**

**Size (mm):** Ø 600 ↓ 800–2000

**Lamp:** 16 x G9 28W

**Colour:** Antique Copper/Opal & Copper



**BJCF1567 NOW: £55.00**  
**Size (mm):** ↓ 200–640 ↔ 100–850  
**Lamp:** 2 x E27 40W ☐  
**Colour:** Satin White/Satin Nickel



**BJCF2567 NOW: £66.00**  
**Size (mm):** ↓ 200–640 ↔ 100–850  
**Lamp:** 3 x E27 40W ☐  
**Colour:** Satin White/Satin Nickel



**BJCF4467 NOW: £55.00**  
**Size (mm):** ↓ 200–640 ↔ 100–850  
**Lamp:** 2 x E27 40W ☐  
**Colour:** Satin Black/Brushed Copper



**BJCF5467 NOW: £66.00**  
**Size (mm):** ↓ 200–640 ↔ 100–850  
**Lamp:** 3 x E27 40W ☐  
**Colour:** Satin Black/Brushed Copper

*get creative with  
the lamps*

**FLEX**



It is often crucial for the lighting in certain settings to be suitable and often also adaptable to particular tasks. This ingeniously designed range hosts E27 lampholders situated at the end of flexible arms. The length of each arm not only allows you to project the light in the desired direction but also gives the creative freedom to make your fitting bespoke.

Range Characteristics:  
Create Your Own Design  
Completely Flexible Arms  
Contrasting Lampholders



**BJCF6467 NOW: £93.00**  
**Size (mm):** ↓ 200–640 ↔ 100–850  
**Lamp:** 5 x E27 40W ☐  
**Colour:** Satin Black/Brushed Copper



**BJCF3567 NOW: £93.00**  
**Size (mm):** ↓ 200–640 ↔ 100–850  
**Lamp:** 5 x E27 40W ☐  
**Colour:** Satin White/Satin Nickel



**BJWL4567 NOW: £36.00**

**Size (mm):** ↓ 130–480 ↔ 130–480 ⇨ 150–500

**Lamp:** 1 x E27 40W ☐

**Colour:** Satin White/Satin Nickel



soft touch  
sleeve

**BJSL0567 NOW: £40.00**

**Size (mm):** ↓ 200–640 ↔ 80–540

**Lamp:** 1 x E27 40W ☐

**Colour:** Satin White/Satin Nickel



**BJSL3467 NOW: £40.00**

**Size (mm):** ↓ 200–640 ↔ 80–540

**Lamp:** 1 x E27 40W ☐

**Colour:** Satin Black/Brushed Copper



**BJWL7467 NOW: £36.00**

**Size (mm):** ↓ 130–480 ↔ 130–480 ⇨ 150–500

**Lamp:** 1 x E27 40W ☐

**Colour:** Satin Black/Brushed Copper

FLEX


It is often crucial for the lighting in certain settings to be suitable and often also adaptable to particular tasks. This ingeniously designed range hosts E27 lampholders situated at the end of flexible arms. The length of each arm not only allows you to project the light in the desired direction but also gives the creative freedom to make your fitting bespoke.



Range Characteristics:  
Excellent Diverse Range  
Vast Colour Options  
Exclusive Designs



**BJFL6567 NOW: £155.00**  
**Size (mm):** ↓ 1140–1630 ↔ 250–1060  
**Lamp:** 3 x E27 40W ☐  
**Colour:** Satin White/Satin Nickel



**BJTL8467 NOW: £55.00**  
**Size (mm):** ↓ 500–770 ↔ 170–430  
**Lamp:** 1 x E27 40W ☐  
**Colour:** Satin Black/Brushed Copper



**BJTL5567 NOW: £55.00**  
**Size (mm):** ↓ 500–770 ↔ 170–430  
**Lamp:** 1 x E27 40W ☐  
**Colour:** Satin White/Satin Nickel



**BJFL9467 NOW: £155.00**  
**Size (mm):** ↓ 1140–1630 ↔ 250–1060  
**Lamp:** 3 x E27 40W ☐  
**Colour:** Satin Black/Brushed Copper

flexible arms



**BJCP8177** **NOW: £250.00**  
**Size (mm):** Ø 940 ↑ 600-970  
**Lamp:** 5 x E27 40W  
**Colour:** Sand Black/Copper/White

perfect colour combinations

adjustable



# SCHOLAR

This comprehensive collection of lighting solutions hosts an immense variety of fixtures giving the option to build character within a room setting based on the same design concept. The three neutral matt colour finishes available are each partnered with intricate detail finished in a traditional metallic finish to compliment and enhance the modern ambience of the design.

Range Characteristics:  
3 Colour Options  
Adjustable Heads  
Extensive Range

**BJCP0207 NOW: £250.00**

**Size (mm):** Ø 940 ↑ 600–970

**Lamp:** 5 x E27 40W

**Colour:** Sand Grey/Copper/White



latest interior  
design colour

telescopic



**BJCP1207 NOW: £250.00**

**Size (mm):** Ø 940 ↑ 600–970

**Lamp:** 5 x E27 40W

**Colour:** Sand White/Satin Nickel/White



adjustable



**BJWL9177 NOW: £70.00**

**Size (mm):** ↓ 260 ↔ 190 ↗ 350

**Lamp:** 1 x E27 40W

**Colour:** Sand Black/Copper/White



switched

**BJWL1107 NOW: £70.00**

**Size (mm):** ↓ 260 ↔ 190 ↗ 350

**Lamp:** 1 x E27 40W

**Colour:** Sand Grey/Copper/White



**BJWL2107 NOW: £70.00**

**Size (mm):** ↓ 260 ↔ 190 ↗ 350

**Lamp:** 1 x E27 40W

**Colour:** Sand White/Satin Nickel/White



**BJTL1007 NOW: £90.00**

**Size (mm):** ↗ 190 ↓ 350 ↔ 270

**Lamp:** 1 x E27 40W ☐

**Colour:** Sand Black/Copper/White



**BJTL2007 NOW: £90.00**

**Size (mm):** ↗ 190 ↓ 350 ↔ 270

**Lamp:** 1 x E27 40W ☐

**Colour:** Sand Grey/Copper/White



toggle switch

**BJTL3007 NOW: £90.00**

**Size (mm):** ↗ 190 ↓ 350 ↔ 270

**Lamp:** 1 x E27 40W ☐

**Colour:** Sand White/Satin Nickel/White



Range Characteristics:  
Excellent Diverse Range  
Vast Colour Options  
Exclusive Designs

adjustable



**BJTL5007 NOW: £85.00**

**Size (mm):** ↗ 180 ↘ 470-600 ↔ 600

**Lamp:** 1 x E27 40W ☐

**Colour:** Sand Grey/Copper/White

adjustable



**BJTL6177 NOW: £85.00**

**Size (mm):** ↗ 190 ↘ 470-600 ↔ 600

**Lamp:** 1 x E27 40W ☐

**Colour:** Sand Black/Copper/White



**BJTL6007 NOW: £85.00**

**Size (mm):** ↗ 190 ↘ 470-600 ↔ 600

**Lamp:** 1 x E27 40W ☐

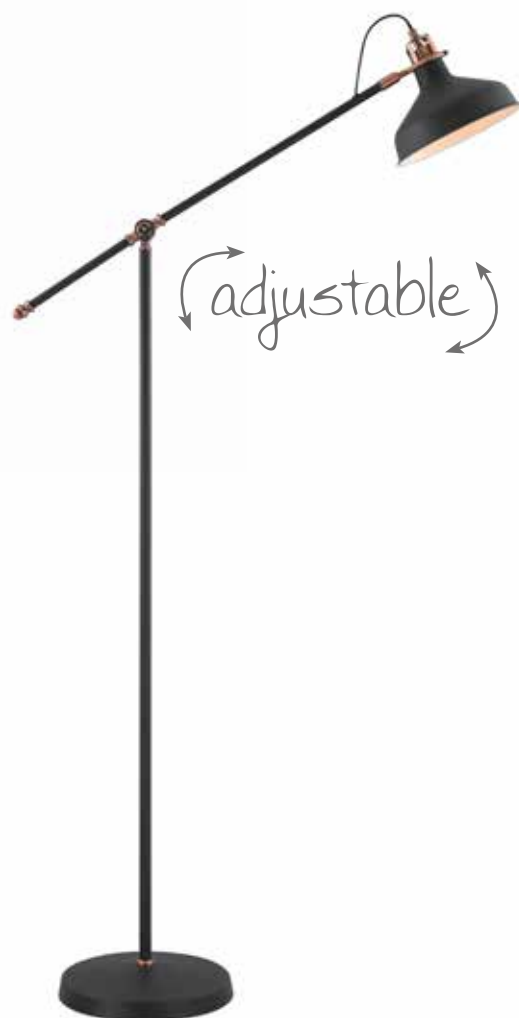
**Colour:** Sand White/Satin Nickel/White



**BJFL8007** **NOW: £100.00**  
**Size (mm):** ↗ 285 ↓ 1250-1640 ↔ 910  
**Lamp:** 1 x E27 40W ☐  
**Colour:** Sand Grey/Copper/White



**BJFL9007** **NOW: £100.00**  
**Size (mm):** ↗ 285 ↓ 1250-1640 ↔ 910  
**Lamp:** 1 x E27 40W ☐  
**Colour:** Sand White/Satin Nickel/White



**BJFL7177** **NOW: £100.00**  
**Size (mm):** ↗ 285 ↓ 1250-1640 ↔ 910  
**Lamp:** 1 x E27 40W ☐  
**Colour:** Sand Black/Copper/White

SCHOLAR

This comprehensive collection of lighting solutions hosts an immense variety of fixtures giving the option to build character within a room setting based on the same design concept. The three neutral matt colour finishes available are each partnered with intricate detail finished in a traditional metallic finish to compliment and enhance the modern ambience of the design.

Range Characteristics:  
Excellent Diverse Range  
Vast Colour Options  
Exclusive Designs



**BJFL0277 NOW: £126.00**

**Size (mm):** ↗ 250 ↓ 1550 ↔ 580

**Lamp:** 2 x E27 40W ☐

**Colour:** Sand Grey/Copper/White

↻ adjustable ↻



ideal reading  
lamp

**BJFL1277 NOW: £136.00**

**Size (mm):** ↗ 250 ↓ 1550 ↔ 580

**Lamp:** 2 x E27 40W ☐

**Colour:** Sand White/Satin Nickel/White



**BJFL2277 NOW: £136.00**

**Size (mm):** ↗ 250 ↓ 1550 ↔ 580

**Lamp:** 2 x E27 40W ☐

**Colour:** Sand Black/Copper/White



**BJCP4107 NOW: £41.00**  
**Size (mm):** Ø 190 ↑ 220–1730  
**Lamp:** 1 x E27 40W  
**Colour:** Sand Grey/Copper/White



**BJCP5107 NOW: £41.00**  
**Size (mm):** Ø 190 ↑ 220–1730  
**Lamp:** 1 x E27 40W  
**Colour:** Sand White/Satin Nickel/White



*gloss white  
interior*



**BJCP3107 NOW: £41.00**  
**Size (mm):** Ø 190 ↑ 220–1730  
**Lamp:** 1 x E27 40W  
**Colour:** Sand Black/Copper/White


# SCHOLAR

This comprehensive collection of lighting solutions hosts an immense variety of fixtures giving the option to build character within a room setting based on the same design concept. The three neutral matt colour finishes available are each partnered with intricate detail finished in a traditional metallic finish to compliment and enhance the modern ambience of the design.

Images are not to scale


Range Characteristics:

3 Colour Options  
Metallic Details  
Extensive Range




**BJCP7107 NOW: £85.00**  
**Size (mm):** Ø 300 ↑ 290–1800  
**Lamp:** 1 x E27 40W  
**Colour:** Sand Grey/Copper/White

*simple & classy*



**BJCP6107 NOW: £85.00**  
**Size (mm):** Ø 300 ↑ 290–1800  
**Lamp:** 1 x E27 40W  
**Colour:** Sand Black/Copper/White



**BJCP8107 NOW: £85.00**  
**Size (mm):** Ø 300 ↑ 290–1800  
**Lamp:** 1 x E27 40W  
**Colour:** Sand White/Satin Nickel/White





**BJCF3907** **NOW: £143.00**

**Size (mm):** Ø 540 ↓ 100

**Lamp:** 3 x Integral LED 13W, 2342lm □

**Colour:** White/Opal White



**BJCF2907** **NOW: £100.00**

**Size (mm):** ↗ 180 ↓ 100 ↔ 625

**Lamp:** 2 x Integral LED 12W, 1556lm □

**Colour:** White/Opal White



**BJWL5907** **NOW: £75.00**

**Size (mm):** ↓ 70 ↔ 400 ↗ 100

**Lamp:** 1 x Integral LED 16W, 1041lm □

**Colour:** White/Opal White

↑  
can be  
← mounted in any →  
direction  
↓

**HYPER**

This visually intriguing collection of fixtures hosts slim, double narrow strips of smooth diffused light with a crisp 4000K colour temperature. A line of white framework runs along the middle of each wave like arm that are mounted on complimenting white bases. The intertwining arms create a design aspect with aesthetic impact thus furthering the attractive nature of this range.



Range Characteristics:  
4000K Natural White  
Not Dimmable  
3 Years Warranty

exceptional  
lumen output

**BJCF4907 NOW: £208.00**

**Size (mm):** Ø 560 ↑ 100

**Lamp:** 5 x Integral LED 12W, 3792lm ☐

**Colour:** White/Opal White



stunning  
design

**BJTL9247 NOW: £95.00**

**Size (mm):** ↗ 120 ↑ 408 ↔ 212

**Lamp:** 2 x Integral LED 5W,7W, 757lm ☐

**Colour:** White/Opal White



**BJFL0347 NOW: £246.00**

**Size (mm):** ↗ 220 ↑ 1530 ↔ 326

**Lamp:** 2 x Integral LED 16W,20W, 2270lm ☐

**Colour:** White/Opal White



**BJCP7927** **NOW: £232.00**  
**Size (mm):** ↗ 280 ↕ 300-1750 ↔ 1000  
**Lamp:** 1 x Integral LED 39W, 1950lm  
**Colour:** Sand Gold/Opal White

## SOLAR FLARE

The rhythmic twists of this stunning fitting deliver a seamless flow of light. Despite the spiralled directionality of the integral LEDs the pendants as a whole emit an ambient glow of 3000K illumination. In order to offer a wider variety of LED options, this collection boasts a sand gold colour finish making this pendant range a rare must have entity.

Images are not to scale

064

Range Characteristics:  
3000K Warm White  
Not Dimmable  
3 Years Warranty



**BJCP6707 NOW: £227.00**  
**Size (mm):** Ø 600 ↑ 290–2000  
**Lamp:** 1 x Integral LED 30W, 1800lm  
**Colour:** Sand Gold/Opal White



up to 2m  
in height




**BJCP7707 NOW: £270.00**  
**Size (mm):** Ø 760 ↑ 300–2000  
**Lamp:** 1 x Integral LED 39W, 2152lm  
**Colour:** Sand Gold/Opal White



**BJCP8707 NOW: £325.00**  
**Size (mm):** Ø 960 ↑ 320–2000  
**Lamp:** 1 x Integral LED 42W, 2513lm  
**Colour:** Sand Gold/Opal White



**BJCF8817 NOW: £239.00**  
**Size (mm):** ↗ 60 ↓ 130 ↔ 1200  
**Lamp:** 2 x Integral LED 18W, 1528lm  
**Colour:** Medium Oak/Sand White/Frosted



**BJCP7817 NOW: £275.00**  
**Size (mm):** ↗ 90 ↓ 170-1500 ↔ 1200  
**Lamp:** 2 x Integral LED 20W, 1662lm  
**Colour:** Medium Oak/Sand White/Frosted

SVEN 

This collection takes you back to nature with its medium oak effect. Bringing a raw earthly essence to their given room setting, this comprehensive collection blends the wood like panels with a double source of integral warm 3000K LED's and contrasting matt white framework. A combination that perfectly complement one another to produce a tranquil appeal.



natural variations in the wood  
colour may occur

Range Characteristics:  
3000K Warm White  
Not Dimmable  
3 Years Warranty

up and down  
light



**BJWL9817 NOW: £119.00**

**Size (mm):** ↑ 90 ↔ 575 ↗ 37

**Lamp:** 2 x Integral LED 10W, 968lm

**Colour:** Medium Oak/Sand White/Frosted



**BJTL1917 NOW: £395.00**

**Size (mm):** ↗ 175 ↑ 1650 ↔ 250

**Lamp:** 2 x Integral LED 18W, 1560lm

**Colour:** Medium Oak/Sand White/Frosted

dual light source



**BJTL0917 NOW: £155.00**

**Size (mm):** ↗ 125 ↑ 375 ↔ 170

**Lamp:** 2 x Integral LED 6W, 450lm

**Colour:** Medium Oak/Sand White/Frosted



**BJCH4937** **NOW: £389.00**

**Size (mm):** Ø 600 ↓ 400–1500

**Lamp:** 12 x G9 33W

**Colour:** Polished Chrome



**BJCH5937** **NOW: £605.00**

**Size (mm):** Ø 800 ↓ 400–1500

**Lamp:** 20 x G9 33W

**Colour:** Polished Chrome

HALO

This beautiful collection of crystal pendants uses slim stems angled erratically to form an enchanting cluster of clear crystal disks. The round line of the central framework acts as a base from which the crystals can sit around the G9 lampholders ensuring the light emitted from the chosen lamp refracts through each facette throwing sublime spectrums.

Range Characteristics:  
2 Colour Options  
Stunning Design  
Abundance of Crystal



**BJCH6937** **NOW: £948.00**  
**Size (mm):** Ø 1000 ↑ 400–2500  
**Lamp:** 26 x G9 33W  
**Colour:** Polished Chrome

1m diameter





**BJCH7937** **NOW: £434.00**

**Size (mm):** Ø 600 ↑ 400–1500

**Lamp:** 12 x G9 33W

**Colour:** French Gold

*crystal  
extravaganza*



**BJCH8937** **NOW: £679.00**

**Size (mm):** Ø 800 ↑ 400–1500

**Lamp:** 20 x G9 33W

**Colour:** French Gold

HALO



This beautiful collection of crystal pendants uses slim stems angled erratically to form an enchanting cluster of clear crystal disks. The round line of the central framework acts as a base from which the crystals can sit around the G9 lampholders ensuring the light emitted from the chosen lamp refracts through each facette throwing sublime spectrums.

Range Characteristics:  
2 Colour Options  
Stunning Design  
Abundance of Crystal



**BJCH9937** **NOW: £1085.00**

**Size (mm):** Ø 1000 ↑ 400–2500

**Lamp:** 26 x G9 33W

**Colour:** French Gold

hollow centre





ostentatious  
collection

hollow centre



**BJCP8087** **NOW: £936.00**

**Size (mm):** Ø 800 ↓ 500–1750

**Lamp:** 12 x E14 40W

**Colour:** Polished Chrome

TITANIC

This prestigious collection of alluring crystal fixtures enraptures its audience with the exceptional dazzling quality of each piece of clear crystal. The striking strands of crystal hang either side of the lampholders and are joined beneath them with additional rectangular crystal pieces, to conceal the lamps used. This results in a stunning range with an overwhelming array of sparkle.

Images are not to scale

Range Characteristics:  
2 Colour Options  
Prestigious Crystal Range  
Ring Design



**BJCP7087 NOW: £650.00**

**Size (mm):** Ø 600 ↑ 450–1770

**Lamp:** 8 x E14 40W

**Colour:** Polished Chrome

50cm long



**BJWL1187 NOW: £192.00**

**Size (mm):** ↑ 235 ↔ 300 ↔ 130

**Lamp:** 2 x E14 40W

**Colour:** Polished Chrome



**BJWL2187 NOW: £264.00**

**Size (mm):** ↑ 240 ↔ 500 ↔ 130

**Lamp:** 3 x E14 40W

**Colour:** Polished Chrome





**BJCF4087** **NOW: £372.00**

**Size (mm):** Ø 450 ↓ 180

**Lamp:** 5 x E14 40W

**Colour:** Polished Chrome



**BJCF5087** **NOW: £590.00**

**Size (mm):** Ø 650 ↓ 240

**Lamp:** 8 x E14 40W

**Colour:** Polished Chrome



**BJCF6087** **NOW: £866.00**

**Size (mm):** Ø 850 ↓ 240

**Lamp:** 12 x E14 40W

**Colour:** Polished Chrome

*amazing visual impact*

# TITANIC

This prestigious collection of alluring crystal fixtures enraptures its audience with the exceptional dazzling quality of each piece of clear crystal. The striking strands of crystal hang either side of the lampholders and are joined beneath them with additional rectangular crystal pieces, to conceal the lamps used. This results in a stunning range with an overwhelming array of sparkle.

Range Characteristics:  
2 Colour Options  
Prestigious Crystal Range  
Ring Design



**BJCP9087** NOW: £396.00

**Size (mm):** ↗ 90 ↓ 290-1300 ↔ 1020

**Lamp:** 5 x E14 40W

**Colour:** Polished Chrome



**BJCOP0187** NOW: £523.00

**Size (mm):** ↗ 90 ↓ 290-1300 ↔ 1380

**Lamp:** 7 x E14 40W

**Colour:** Polished Chrome



**BJCP8187 NOW: £415.00**

**Size (mm):** ↗ 90 ↘ 290-1300 ↔ 1020

**Lamp:** 5 x E14 40W

**Colour:** Gold



1.38m long

**BJCP9187 NOW: £552.00**

**Size (mm):** ↗ 90 ↘ 290-1300 ↔ 1380

**Lamp:** 7 x E14 40W

**Colour:** Gold

TITANIC

This prestigious collection of alluring crystal fixtures enraptures its audience with the exceptional dazzling quality of each piece of clear crystal. The striking strands of crystal hang either side of the lampholders and are joined beneath them with additional rectangular crystal pieces, to conceal the lamps used. This results in a stunning range with an overwhelming array of sparkle.





**BJCF3187 NOW: £389.00**

**Size (mm):** Ø 450 ↓ 180

**Lamp:** 5 x E14 40W

**Colour:** Gold

Range Characteristics:

2 Colour Options

Prestigious Crystal Range

Ring Design

*refinement &  
sophistication*



**BJCF4187 NOW: £619.00**

**Size (mm):** Ø 650 ↓ 240

**Lamp:** 8 x E14 40W

**Colour:** Gold



*reflective centre*

**BJCF5187 NOW: £912.00**

**Size (mm):** Ø 850 ↓ 240

**Lamp:** 12 x E14 40W

**Colour:** Gold



**BJCP6187** **NOW: £684.00**

**Size (mm):** Ø 600 ↓ 450–1770

**Lamp:** 8 x E14 40W

**Colour:** Gold



**BJWL0287** **NOW: £202.00**

**Size (mm):** ↓ 235 ↔ 300 ↳ 130

**Lamp:** 2 x E14 40W

**Colour:** Gold



**BJWL1287** **NOW: £276.00**

**Size (mm):** ↓ 240 ↔ 500 ↳ 130

**Lamp:** 3 x E14 40W

**Colour:** Gold

# TITANIC

This prestigious collection of alluring crystal fixtures enraptures its audience with the exceptional dazzling quality of each piece of clear crystal. The striking strands of crystal hang either side of the lampholders and are joined beneath them with additional rectangular crystal pieces, to conceal the lamps used. This results in a stunning range with an overwhelming array of sparkle.

Images are not to scale

078



Range Characteristics:  
2 Colour Options  
Prestigious Crystal Range  
Ring Design



**BJCP7187 NOW: £984.00**

**Size (mm):** Ø 800 ↓ 500-1750

**Lamp:** 12 x E14 40W

**Colour:** Gold

80cm diameter



**BJCF7218 NOW: £852.00**

**Size (mm):** Ø 650 ↑ 460

**Lamp:** 12 x Integral LED 1.75W, 1640lm

**Colour:** Polished Chrome

**BJCP8218 NOW: £996.00**

**Size (mm):** Ø 680 ↑ 950–2950

**Lamp:** 24 x Integral LED 1.7W, 3150lm

**Colour:** Polished Chrome

easy fit technology  
plug-in LED arms

## STARBURST

This range fuses an abundance of spiral LED arms with twists of polished chrome metal stems. The chrome corkscrews extend in different sizes and are dressed with strands of dazzling clear crystals. Its chaotic amalgamation of varied aspects introduces a mesmerizingly enchanting range of spectacular lighting fixtures. All fixtures are dimmable with a suitable dimmer.



Range Characteristics:  
3000K Warm White  
Dimmable - Trailing Edge  
3 Years Warranty

statement piece

**BJCP0318** NOW: £2208.00

**Size (mm):** Ø 1100 ↓ 1250-5250

**Lamp:** 40 x Integral LED 3.4W, 10500lm

**Colour:** Polished Chrome

1.1m diameter

uniform light output

**BJCP9218** NOW: £1524.00

**Size (mm):** Ø 900 ↓ 1080-4080

**Lamp:** 30 x Integral LED 2.4W, 5650lm

**Colour:** Polished Chrome





**BJCH1247 NOW: £432.00**

**Size (mm):** Ø 810 ↑ 810–2290

**Lamp:** 8 x E14 40W

**Colour:** Polished Chrome



**BJCH9147 NOW: £217.00**

**Size (mm):** Ø 460 ↑ 760–1730

**Lamp:** 4 x E14 40W

**Colour:** Polished Chrome



**BJCH0247 NOW: £318.00**

**Size (mm):** Ø 650 ↑ 790–1740

**Lamp:** 6 x E14 40W

**Colour:** Polished Chrome

MERLIN

Our designers have taken a classic chandelier design and replaced traditional components with more specialised modern parts to present a contemporary collection. Typical metal arms have been exchanged with clear glass ones which are each draped with high quality clear crystal buttons and tear drops. Due to the fragile glass arms, all ceiling lights require assembling.

**BJCH2247 NOW: £588.00**

**Size (mm):** Ø 810 ↑ 880–2310

**Lamp:** 12 x E14 40W

**Colour:** Polished Chrome

**Range Characteristics:**

Glass Arm Collection

Unique Crystal Sconces

Timeless Design



ceiling lights require the arms to be attached to the centre base and connected



crystal accessories

**BJWL7147 NOW: £60.00**

**Size (mm):** ↑ 310 ↔ 130 ↔ 195

**Lamp:** 1 x E14 40W

**Colour:** Polished Chrome



**BJWL8147 NOW: £102.00**

**Size (mm):** ↑ 310 ↔ 330 ↔ 155

**Lamp:** 2 x E14 40W

**Colour:** Polished Chrome



**BJCH0537** **NOW: £478.00**

**Size (mm):** Ø 600 ↑ 640–2500

**Lamp:** 8 x E14 40W

**Colour:** Brass



substantial glass drops

**BJCH1537** **NOW: £226.00**

**Size (mm):** Ø 300 ↑ 630–2500

**Lamp:** 4 x E14 40W

**Colour:** Brass

LEIA

This indulgent contemporary design combines a traditional brass finish with substantial clear crystal glass pieces in a long angular shape tiered in a round form. This collection has a traditional regal effect composed of quality materials creating a range in which every item creates a statement boasting quality and luxury which are reflected in the weight of the fixtures.



Range Characteristics:  
Grand In Every Way  
Substantial Materials  
Removable Chain Cover

28kg of pure  
elegance



**BJCH9437 NOW: £684.00**

**Size (mm):** Ø 800 ↓ 660–2500

**Lamp:** 12 x E14 40W

**Colour:** Brass



**BJWL3537 NOW: £156.00**

**Size (mm):** ↓ 410 ↔ 275 ↔ 160

**Lamp:** 3 x E14 40W

**Colour:** Brass

even bigger  
pendants coming  
soon



**BJTL2537 NOW: £238.00**

**Size (mm):** Ø 300 ↓ 650

**Lamp:** 3 x E14 40W □

**Colour:** Brass



pure elegance



**BJCH5247 NOW: £293.00**

**Size (mm):** Ø 540 ↑ 790–1760

**Lamp:** 3 x E14 60W

**Colour:** Polished Chrome/Satin Nickel



**BJWL3247 NOW: £72.00**

**Size (mm):** ↓ 260 ↔ 110 → 220

**Lamp:** 1 x E14 60W

**Colour:** Polished Chrome/Satin Nickel



**BJWL4247 NOW: £132.00**

**Size (mm):** ↓ 270 ↔ 310 → 190

**Lamp:** 2 x E14 60W

**Colour:** Polished Chrome/Satin Nickel

# BARBARA

This classic chandelier design concept has been modernised with a polished chrome finish and an abundance of stunning crystal drops. A slim band of satin nickel metalwork curves above the top of each arm and flows into the centre column of the pendants and back plate of the wall lamps, to add a unique touch seamlessly contrasting the modern aspects of the range.



Range Characteristics:  
Polished/Satin Finish  
Minimilistic Design  
Timeless Collection

**BJCH6247** **NOW: £409.00**  
**Size (mm):** Ø 600 ↑ 830–1800  
**Lamp:** 5 x E14 60W  
**Colour:** Polished Chrome/Satin Nickel



satin nickel  
detail

polished chrome  
framework

**BJCH7247** **NOW: £622.00**  
**Size (mm):** Ø 720 ↑ 850–2020  
**Lamp:** 8 x E14 60W  
**Colour:** Polished Chrome/Satin Nickel



Range Characteristics:  
Polished/Satin Finish  
Minimilistic Design  
Timeless Collection



**BJCH8247** **NOW: £936.00**  
**Size (mm):** Ø 820 ↑ 940–2360  
**Lamp:** 12 x E14 60W  
**Colour:** Polished Chrome/Satin Nickel



# BARBARA

This classic chandelier design concept has been modernised with a polished chrome finish and an abundance of stunning crystal drops. A slim band of satin nickel metalwork curves above the top of each arm and flows into the centre column of the pendants and back plate of the wall lamps, to add a unique touch seamlessly contrasting the modern aspects of the range.

Images are not to scale

Range Characteristics:  
Crystal Strands  
Mirror Finish Base  
Bespoke Glass Hoops



**BJCF1318** **NOW: £138.00**

**Size (mm):** Ø 380 ↓ 280

**Lamp:** 4 x E14 60W

**Colour:** Polished Chrome



perfect for  
low ceilings



**BJCF2318** **NOW: £173.00**

**Size (mm):** Ø 460 ↓ 320

**Lamp:** 6 x E14 60W

**Colour:** Polished Chrome

## DROPLET

This is a classically stunning range of flush ceiling lights enabling the consumer to add sparkle and class to any low ceiling room. The round polished chrome frames are available in two different sizes and use crystal components to complement the shape of the ceiling plate. The circular frame hangs strands of clear crystal buttons with a new unique glass hoop drop.





perfect for  
low ceilings



**BJCF1608** **NOW: £166.00**

**Size (mm):** Ø 600 ↓ 320

**Lamp:** 6 x E14 40W

**Colour:** Polished Nickel



**BJCF2608** **NOW: £170.00**

**Size (mm):** Ø 600 ↓ 320

**Lamp:** 6 x E14 40W

**Colour:** Brushed Gold/Painted Black

BIO

A sputnik composition is used to form this range with long thin stems protruding from the central orb frame. The tip of each arm is adorned with a substantial block of high quality crystal cut into cones and glass trapezoids. The light from the E14 lampholders refracts across the crystals and glass enhancing them for a brilliant effect. Simple in design yet superior in impact.



Range Characteristics:  
2 Colour Options  
Significant Glass Detail  
Multiple Height Options



2 shapes = double  
the impact

**BJCL3937 NOW: £319.00**  
**Size (mm):** Ø 600 ↑ 640-1250  
**Lamp:** 9 x E14 40W  
**Colour:** Brushed Gold/Painted Black



**BJCP2937 NOW: £307.00**  
**Size (mm):** Ø 600 ↑ 640-1250  
**Lamp:** 9 x E14 40W  
**Colour:** Polished Nickel



**BJCF7617 NOW: £205.00**

**Size (mm):** Ø 600 ↑ 210

**Lamp:** 6 x Integral LED 2W, 580lm

**Colour:** Polished Chrome/Opal White

striking crystal &  
LED combination



**BJCP5617 NOW: £367.00**

**Size (mm):** Ø 620 ↑ 500-1420

**Lamp:** 12 x Integral LED 2.5W, 1243lm

**Colour:** Polished Chrome/Opal White

LOTUS

This range breaks away from the common designs of integral LED lighting. The warm light from the curved LED arms is reflected throughout the fitting as a whole ensuring the leaf shaped clear crystals, fixed to the ends of the polished chrome waved stems, are enhanced by the LED light to produce a dazzling effect. A creative and effective LED and crystal design with character.

Range Characteristics:  
3000K Warm White  
Not Dimmable  
3 Years Warranty



**BJCP4617 NOW: £697.00**

**Size (mm):** Ø 780 ↑ 650–1510

**Lamp:** 20 x Integral LED 4.5W, 2549lm

**Colour:** Polished Chrome/Opal White



**BJCF6617 NOW: £408.00**

**Size (mm):** Ø 780 ↑ 290

**Lamp:** 10 x Integral LED 3.5W, 1146lm

**Colour:** Polished Chrome/Opal White





**BJCP9037 NOW: £119.00**  
**Size (mm):** Ø 460 ↑ 390/480–1510  
**Lamp:** 3 x E14 40W  
**Colour:** Polished Nickel/Clear

*pure elegance*



*crystal clear glass*



*pendants are convertible to semi ceiling*



**BJCP0137 NOW: £180.00**  
**Size (mm):** Ø 540 ↑ 390/480–1510  
**Lamp:** 5 x E14 40W  
**Colour:** Polished Nickel/Clear

CARTLAND

This traditional lighting style subtly uses slight components to glamourize its unassuming frame. An open cylindrical clear glass around each lamp holder creates a serene reflective glow from the E14 lamp chosen. Their most modern trait includes the stunning bands of square crystal diamantes beneath each glass and smaller bands around the slim central rod.



**Range Characteristics:**

3 Colour Options  
Elegant Crystal Detail  
Clear Glass Shades



pendants are convertible  
to semi ceiling

**BJCP1137 NOW: £196.00**

**Size (mm):** ↗ 440 ↓ 390/480–1510 ↔ 760

**Lamp:** 6 x E14 40W

**Colour:** Polished Nickel/Clear



**BJWL2137 NOW: £37.00**

**Size (mm):** ↓ 240 ↔ 100 ↔ 150

**Lamp:** 1 x E14 40W

**Colour:** Polished Nickel/Clear

switched



**BJWL3137 NOW: £60.00**


**Size (mm):** ↓ 230 ↔ 250 ↔ 150

**Lamp:** 2 x E14 40W

**Colour:** Polished Nickel/Clear



luxurious polished  
nickel finish



attention to detail

**BJTL4537** NOW: **£95.00**

**Size (mm):** ↗ 150 ↓ 550 ↔ 250

**Lamp:** 2 x E14 40W

**Colour:** Polished Nickel/Clear



**BJFL5537** NOW: **£167.00**

**Size (mm):** Ø 250 ↓ 1700

**Lamp:** 3 x E14 40W

**Colour:** Polished Nickel/Clear

CARTLAND

This traditional lighting style subtly uses slight components to glamourize its unassuming frame. An open cylindrical clear glass around each lamp holder creates a serene reflective glow from the E14 lamp chosen. Their most modern trait includes the stunning bands of square crystal diamantes beneath each glass and smaller bands around the slim central rod.

Range Characteristics:  
3 Colour Options  
Elegant Crystal Detail  
Clear Glass Shades

convertible



**BJCP0237 NOW: £125.00**  
Size (mm): Ø 460 ↓ 390/480–1510  
Lamp: 3 x E14 40W  
Colour: Polished Gold/Clear



**BJCP5237 NOW: £125.00**  
Size (mm): Ø 460 ↓ 390/480–1510  
Lamp: 3 x E14 40W  
Colour: Antique Brass/Clear



**BJWL3237 NOW: £42.00**  
Size (mm): ↓ 240 ↔ 100 → 150  
Lamp: 1 x E14 40W  
Colour: Polished Gold/Clear

switched



**BJWL8237 NOW: £42.00**  
Size (mm): ↓ 240 ↔ 100 → 150  
Lamp: 1 x E14 40W  
Colour: Antique Brass/Clear



convertible

**BJCP6237 NOW: £189.00**  
**Size (mm):** Ø 540 ↓ 390/480–1510  
**Lamp:** 5 x E14 40W  
**Colour:** Antique Brass/Clear



switched

**BJWL4237 NOW: £62.00**  
**Size (mm):** ↓ 230 ↔ 250 ↔ 150  
**Lamp:** 2 x E14 40W  
**Colour:** Polished Gold/Clear



**BJCP1237 NOW: £189.00**  
**Size (mm):** Ø 540 ↓ 390/480–1510  
**Lamp:** 5 x E14 40W  
**Colour:** Polished Gold/Clear



**BJWL9237 NOW: £62.00**  
**Size (mm):** ↓ 230 ↔ 250 ↔ 150  
**Lamp:** 2 x E14 40W  
**Colour:** Antique Brass/Clear





**Range Characteristics:**  
3 Colour Options  
Elegant Crystal Detail  
Clear Glass Shades



**BJCP2237 NOW: £237.00**

**Size (mm):** ↗ 440 ↓ 390/480-1510 ↔ 760

**Lamp:** 6 x E14 40W

**Colour:** Polished Gold/Clear



*suitable for  
low ceilings*

**BJCP7237 NOW: £237.00**

**Size (mm):** ↗ 440 ↓ 390/480-1510 ↔ 760

**Lamp:** 6 x E14 40W

**Colour:** Antique Brass/Clear

**Range Characteristics:**

3 Colour Options  
Elegant Crystal Detail  
Clear Glass Shades



**BJTL8537 NOW: £98.00**  
**Size (mm):** ↗ 150 ↓ 550 ↔ 250  
**Lamp:** 2 x E14 40W  
**Colour:** Antique Brass/Clear



**BJTL6537 NOW: £98.00**  
**Size (mm):** ↗ 150 ↓ 550 ↔ 250  
**Lamp:** 2 x E14 40W  
**Colour:** Polished Gold/Clear



**BJFL7537 NOW: £172.00**  
**Size (mm):** Ø 250 ↓ 1700  
**Lamp:** 3 x E14 40W  
**Colour:** Polished Gold/Clear

crystal  
clear glass



**BJFL9537 NOW: £172.00**  
**Size (mm):** Ø 250 ↓ 1700  
**Lamp:** 3 x E14 40W  
**Colour:** Antique Brass/Clear



**BJCF4407 NOW: £78.00**

**Size (mm):** Ø 420 ↓ 270

**Lamp:** 3 x E14 40W

**Colour:** Polished Chrome/Clear

effective crystal &  
glass combination



**BJCF5407 NOW: £119.00**

**Size (mm):** Ø 520 ↓ 270

**Lamp:** 5 x E14 40W

**Colour:** Polished Chrome/Clear

**Range Characteristics:**  
Cylindrical Glass Shades  
Crystal Strands  
Designed For Low Ceilings

## ICICLE

These semi-ceiling lights use stylish slim waved arms in polished chrome to hold the E14 lampholders. Each lampholder is encircled by a transparent cylindrical glass allowing a clear view of the crystal button strands that hang from the metal lampholder cup within the glass. The crystal components add an attractive quality to a seemingly simple design.

Range Characteristics:  
Bespoke Curved Crystal  
Glass Diffuser  
Convertible to Semi-Flush



**BJCH4117** **NOW: £527.00**

**Size (mm):** Ø 520 ↑ 890/990–2010

**Lamp:** 7 x E14 40W

**Colour:** Polished Chrome/Frosted

# DALLAS

This is an exquisite crystal fixture combining a variety of different high quality crystal components to amplify its distinctive presence. This modern creation combines minimalistic polished chrome frame with cascading crystals. The fittings intricate facets make a fascinating crystal pendant which can be converted into a semi-ceiling light if required.





**Range Characteristics:**  
3 Colour Finishes  
Various Height Options  
Elegant Glass Tubes

**BJCP2047 NOW: £282.00**

**Size (mm):** Ø 720 ↑ 830–1420

**Lamp:** 16 x G9 33W

**Colour:** Polished Chrome/Chrome/Clear

*simply striking*



**BJCF3047 NOW: £144.00**

**Size (mm):** Ø 720 ↑ 380

**Lamp:** 8 x G9 33W

**Colour:** Polished Chrome/Chrome/Clear

## APOLLO

An abundance of narrow glass tubes in various sizes are cleverly arranged into a sputnik composition, devising a larger three dimensional effect around the polished chrome central orb frame. This statement design is applied to both a sixteen light pendant and an eight light semi-flush ceiling fixture, with each G9 lampholder situated within the glass tubes.



**BJCP0047** NOW: £282.00

**Size (mm):** Ø 720 ↓ 830–1420

**Lamp:** 16 x G9 33W

**Colour:** Polished Chrome/Amber/Champagne



lovely  
combinations  
of glass  
colours

**BJCF1047** NOW: £144.00

**Size (mm):** Ø 720 ↓ 380

**Lamp:** 8 x G9 33W

**Colour:** Polished Chrome/Amber/Champagne

APOLLO

An abundance of narrow glass tubes in various sizes are cleverly arranged into a sputnik composition, devising a larger three dimensional effect around the polished chrome central orb frame. This statement design is applied to both a sixteen light pendant and an eight light semi-flush ceiling fixture, with each G9 lampholder situated within the glass tubes.

Range Characteristics:  
3 Colour Finishes  
Various Height Options  
Elegant Glass Tubes



**BJCP7408** NOW: £282.00

**Size (mm):** Ø 720 ↓ 830–1420

**Lamp:** 16 x G9 33W

**Colour:** Polished Chrome/Smoked/Frosted



**BJCF8408** NOW: £144.00

**Size (mm):** Ø 720 ↓ 380

**Lamp:** 8 x G9 33W

**Colour:** Polished Chrome/Smoked/Frosted





↑  
can be  
mounted in any  
direction  
↓



**BJWL3447** **NOW: £67.00**  
**Size (mm):** ↓ 310 ↔ 150 → 180  
**Lamp:** 1 x G9 33W  
**Colour:** Antique Brass/Smoked



←  
ribbed glass shades

**BJWL4447** **NOW: £67.00**  
**Size (mm):** ↓ 310 ↔ 150 → 180  
**Lamp:** 1 x G9 33W  
**Colour:** Antique Brass/Amber

PEARL

The substantial glass balls, encircling the G9 lampholders, have a ridged moulding enhancing the luminous sheen given off their coloured tint. The glass fixes to the slim tubular stems, finished in antique brass, in such a way that imitates beads being threaded along string. The partnership of smoked and amber tinted glass results in a display of quality, sophistication and elegance.



Range Characteristics:  
Equisite 3 Shade Design  
Ribbed Glass Balls  
Great Craftsmanship



twisted  
cable



globes are  
interchangeable

just gorgeous!

floor lamp  
coming soon



**BJTL6447 NOW: £176.00**

**Size (mm):** Ø 180 ↑ 770

**Lamp:** 3 x G9 33W □

**Colour:** Antique Brass/Smoked/Amber

**BJCP5447 NOW: £154.00**

**Size (mm):** Ø 150 ↑ 880-2380

**Lamp:** 3 x G9 33W

**Colour:** Antique Brass/Smoked/Amber



convertible



**BJCH6767** **NOW: £324.00**

**Size (mm):** Ø 600 ↑ 410–1900

**Lamp:** 8 x E14 40W

**Colour:** Brown Oxide/Clear



ribbed glass



**BJCH5767** **NOW: £210.00**

**Size (mm):** Ø 400 ↑ 410–1900

**Lamp:** 5 x E14 40W

**Colour:** Brown Oxide/Clear

# GLISTEN

Traditional fittings form this comprehensive collection, the dark brown oxide colour of the framework is a time-honoured tone for classic lighting styles. The solemn integrity of these models are maintained by the crystal and glass pieces. A tier effect is created by alternating rings of long glass pieces with a ridged effect and strands of clear crystals buttons.

Range Characteristics:  
Dark Rustic Finish  
Glass/Crystal Design  
Classical Framework



convertible to  
semi-ceiling

80cm diameter



**BJCH7767 NOW: £444.00**  
**Size (mm):** Ø 800 ↑ 410-1900  
**Lamp:** 10 x E14 40W  
**Colour:** Brown Oxide/Clear

impressive crystal  
inner



convertible to  
semi flush



**BJCH8767** NOW: £468.00

**Size (mm):** ↗ 320 ↘ 400-1890 ↔ 1000

**Lamp:** 11 x E14 40W

**Colour:** Brown Oxide/Clear

GLISTEN

Traditional fittings form this comprehensive collection, the dark brown oxide colour of the framework is a time-honoured tone for classic lighting styles. The solemn integrity of these models are maintained by the crystal and glass pieces. A tier effect is created by alternating rings of long glass pieces with a ridged effect and strands of clear crystals buttons.



Range Characteristics:  
Dark Rustic Finish  
Glass/Crystal Design  
Classical Framework



**BJWL0867** **NOW: £108.00**

**Size (mm):** ↑ 324 ↔ 300 ↗ 150

**Lamp:** 2 x E14 40W

**Colour:** Brown Oxide/Clear

*comprehensive range*



*impressive  
3 tier  
design*



**BJTL1867** **NOW: £228.00**

**Size (mm):** Ø 300 ↑ 600

**Lamp:** 6 x E14 40W

**Colour:** Brown Oxide/Clear

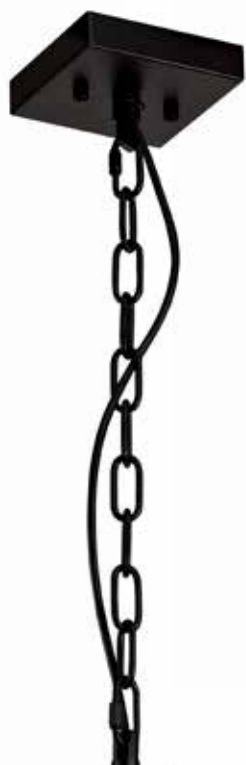


**BJFL2867** **NOW: £336.00**

**Size (mm):** Ø 400 ↑ 1700

**Lamp:** 9 x E14 40W

**Colour:** Brown Oxide/Clear



**BJCP3867** **NOW: £168.00**  
**Size (mm):** ↗ 160 ↓ 475–1970 ↔ 180  
**Lamp:** 1 x E27 60W  
**Colour:** Matt Black/Crystal Sand Artistic



*ethereal beauty*

**BJCP4867** **NOW: £384.00**  
**Size (mm):** ↗ 450 ↓ 495–1990 ↔ 470  
**Lamp:** 5 x E27 60W  
**Colour:** Matt Black/Crystal Sand Artistic

SLATE



Another ingeniously created decorative concept. Rectangular pieces of glass with a crystallised frosted pattern are held onto the frames with black caps to match the colour of the frame. The fixings are positioned at either end of the glass to form a reimagined xylophone adding a statement to their given setting. The robust framework underlines the impact of this collection.

Range Characteristics:  
Significant Framework  
Intricate Glass Panels  
Matt Black Finish

**BJCP6867 NOW: £672.00**

**Size (mm):** ↗ 370 ↕ 495-1990 ↔ 1200

**Lamp:** 12 x E27 60W

**Colour:** Matt Black/Crystal Sand Artistic



1.2m long



all pendants  
convertible  
to semi flush



**BJCP5867 NOW: £516.00**

**Size (mm):** ↗ 370 ↕ 495-1990 ↔ 815

**Lamp:** 8 x E27 60W

**Colour:** Matt Black/Crystal Sand Artistic



**Range Characteristics:**  
 Significant Framework  
 Intricate Glass Panels  
 Matt Black Finish



**BJTL8867 NOW: £173.00**

**Size (mm):** ↗ 160 ↓ 510 ↔ 160

**Lamp:** 1 x E27 60W

**Colour:** Matt Black/Crystal Sand Artistic



**BJWL7867 NOW: £166.00**

**Size (mm):** ↓ 500 ↔ 305 ↗ 145

**Lamp:** 2 x E27 60W

**Colour:** Matt Black/Crystal Sand Artistic

momentous  
metalwork



**BJFL9867 NOW: £305.00**

**Size (mm):** ↗ 290 ↓ 1730 ↔ 320

**Lamp:** 2 x E27 60W

**Colour:** Matt Black/Crystal Sand Artistic

SLATE

Another ingeniously created decorative concept. Rectangular pieces of glass with a crystallised frosted pattern are held onto the frames with black caps to match the colour of the frame. The fixings are positioned at either end of the glass to form a reimagined xylophone adding a statement to their given setting. The robust framework underlines the impact of this collection.





**Range Characteristics:**  
2 Colour Finishes  
Curved Glass Panels  
Simplistic Framework

**BJCP6017 NOW: £88.00**  
**Size (mm):** Ø 205 ↑ 380–1380  
**Lamp:** 1 x E27 40W  
**Colour:** Polished Chrome/Clear



**BJCP9907 NOW: £119.00**  
**Size (mm):** Ø 350 ↑ 240–1240  
**Lamp:** 2 x E27 40W  
**Colour:** Polished Chrome/Clear

a refined presence

suitable for  
low ceilings




**BJCP4147 NOW: £199.00**  
**Size (mm):** Ø 565 ↑ 320–1280  
**Lamp:** 4 x E27 40W  
**Colour:** Polished Chrome/Clear

## HURRICANE

This elegant range hosts a glass lantern design with a slight twist. In reverse of the common practice of holding the glass within the outer frame, in this design the glass is positioned on the outside of the framework adding a more unique style with a smoother external finish. The substantial curved glass panels add another dimension of quality and finesse to the fixtures.



**BJCP7017** **NOW: £80.00**  
**Size (mm):** Ø 205 ↑ 380-1380  
**Lamp:** 1 x E27 40W  
**Colour:** Matt Black/Clear



**BJCP0017** **NOW: £109.00**  
**Size (mm):** Ø 350 ↑ 240-1240  
**Lamp:** 2 x E27 40W  
**Colour:** Matt Black/Clear

*crystal clear glass*



**BJCP8618** **NOW: £173.00**  
**Size (mm):** Ø 565 ↑ 320-1280  
**Lamp:** 4 x E27 40W  
**Colour:** Matt Black/Clear

# HURRICANE

This elegant range hosts a glass lantern design with a slight twist. In reverse of the common practice of holding the glass within the outer frame, in this design the glass is positioned on the outside of the framework adding a more unique style with a smoother external finish. The substantial curved glass panels add another dimension of quality and finesse to the fixtures.



Range Characteristics:  
2 Colour Finishes  
Curved Glass Panels  
Simplistic Framework



**BJTL0718 NOW: £70.00**  
Size (mm): Ø 160 ↓ 485  
Lamp: 1 x E27 40W □  
Colour: Matt Black/Clear



**BJWL5147 NOW: £98.00**  
Size (mm): ↑ 250 ↔ 180 ⇨ 110  
Lamp: 2 x E27 40W  
Colour: Polished Chrome/Clear

meet the family



**BJWL9618 NOW: £86.00**  
Size (mm): ↑ 250 ↔ 180 ⇨ 110  
Lamp: 2 x E27 40W  
Colour: Matt Black/Clear



**BJTL6147 NOW: £84.00**  
Size (mm): Ø 160 ↓ 485  
Lamp: 1 x E27 40W □  
Colour: Polished Chrome/Clear



**BJCP9017 NOW: £70.00**  
**Size (mm):** ↗ 300 ↘ 280-1270 ↔ 300  
**Lamp:** 1 x E27 60W  
**Colour:** Polished Chrome/Clear

silver inner



**BJCP8017 NOW: £45.00**  
**Size (mm):** ↗ 200 ↘ 180-1180 ↔ 200  
**Lamp:** 1 x E14 40W  
**Colour:** Polished Chrome/Clear



**BJWL0117 NOW: £70.00**  
**Size (mm):** ↗ 185 ↔ 270 ↔ 160  
**Lamp:** 1 x E14 40W  
**Colour:** Polished Chrome/Clear

EDGE


This sleek range utilises the maximum output possible for the chosen E14 or E27 lamp, by transferring the traditional pyramid shape of fabric shades onto a transparent material. The open glass forms not only allow a wider projection of light from the open space but also permit a more overall ambient dispersion of light through the clear glass sides.



Range Characteristics:  
2 Colour Finishes  
Clear Etched Glass  
Symmetrical Design



**BJWL3117 NOW: £70.00**  
**Size (mm):**  $\updownarrow$  185  $\leftrightarrow$  270  $\mapsto$  160  
**Lamp:** 1 x E14 40W  
**Colour:** Antique Brass/Clear



**BJCP1117 NOW: £45.00**  
**Size (mm):**  $\swarrow$  200  $\updownarrow$  180-1180  $\leftrightarrow$  200  
**Lamp:** 1 x E14 40W  
**Colour:** Antique Brass/Clear



**BJCP2117 NOW: £70.00**  
**Size (mm):**  $\swarrow$  300  $\updownarrow$  280-1270  $\leftrightarrow$  300  
**Lamp:** 1 x E27 60W  
**Colour:** Antique Brass/Clear

**Range Characteristics:**  
2 Colour Finishes  
Recessed Flush Base  
Fully Adjustable Head



**BJSL1837 NOW: £42.00**  
**Size (mm):** ↗ 80 ↓ 170 ↔ 95  
**Lamp:** 1 x GU10 50W □  
**Colour:** Sand Anthracite

**BJSL0837 NOW: £42.00**  
**Size (mm):** ↗ 80 ↓ 170 ↔ 95  
**Lamp:** 1 x GU10 50W □  
**Colour:** Sand White

EVE

The large cube shape of these ceiling lights generates a more substantial spotlight option. In place of the more common round, slim singular fixtures this design provides eye-catching presence as well as a controlled directionality of light from the GU10 lampholder. Available in two colour finishes, the three dimensional frame pivots with the bracket.

**Range Characteristics:**  
3000K Warm White  
Not Dimmable  
3 Years Warranty



**BJSL2837 NOW: £33.00**  
**Size (mm):** ↗ 100 ↓ 60 ↔ 105  
**Lamp:** 1 x Integral LED 10W, 700lm  
**Colour:** Sand White/Frosted White



**BJSL3837 NOW: £33.00**  
**Size (mm):** ↗ 100 ↓ 60 ↔ 105  
**Lamp:** 1 x Integral LED 10W, 700lm  
**Colour:** Satin Aluminium/Frosted White

surface mounted  
square faced

SURFACE

These 10.5cm spotlights are elementary in their smooth round shape. The unobstructed opal cover diffuses the 3000K light from the integral 10W LED. The four unique and varied colour finishes add individuality to this spotlight range. There are also two 9cm square versions included in this collection in either a sand white or satin aluminium finish.




**BJSL5837 NOW: £33.00**

**Size (mm):** Ø 90 ↑ 60 ↔ 110

**Lamp:** 1 x Integral LED 10W, 700lm

**Colour:** Sand Anthracite/Frosted White




**Range Characteristics:**

3000K Warm White

Not Dimmable

3 Years Warranty

surface mounted  
round faced



**BJSL4837 NOW: £33.00**

**Size (mm):** Ø 90 ↑ 60 ↔ 110

**Lamp:** 1 x Integral LED 10W, 700lm

**Colour:** Sand White/Frosted White



**BJSL6837 NOW: £33.00**

**Size (mm):** Ø 90 ↑ 60 ↔ 110

**Lamp:** 1 x Integral LED 10W, 700lm

**Colour:** Satin Gold/Frosted White

funky angled design



**BJSL7837 NOW: £33.00**

**Size (mm):** Ø 90 ↑ 60 ↔ 110

**Lamp:** 1 x Integral LED 10W, 700lm

**Colour:** Pine Wood/Frosted White



modish  
craftmanship

interchangeable  
ring

**BJSL5108** **NOW: £42.00**

**Size (mm):** Ø 60 ↑ 110

**Lamp:** 1 x GU10 50W ☐

**Colour:** Sand White



**BJSL6108** **NOW: £43.00**

**Size (mm):** Ø 60 ↑ 110

**Lamp:** 1 x GU10 50W ☐

**Colour:** Champagne Gold



**BJSL4108** **NOW: £42.00**

**Size (mm):** Ø 60 ↑ 110

**Lamp:** 1 x GU10 50W ☐

**Colour:** Sand Black



**BJSL7108** **NOW: £46.00**

**Size (mm):** Ø 60 ↑ 110

**Lamp:** 1 x GU10 50W ☐

**Colour:** Rose Gold

DELPH

The cylindrical format of this range is decorated with a diamond imprint producing a mesh like effect. The one light fittings are available as a flush ceiling fitting, wall lamp, track spotlight or surface mounted spot. The wide variety of colour finishes available and 1 light pendant kit offer a greater number of decorative room settings they can be applied to.



Range Characteristics:  
4 Colour Finishes  
LED Engine Compatible  
Trending Design

surface mounted



**BJSL9108** NOW: £65.00

Size (mm): Ø 60 ↑ 200

Lamp: 1 x GU10 50W ☐

Colour: Sand White



**BJSL8108** NOW: £65.00

Size (mm): Ø 60 ↑ 200

Lamp: 1 x GU10 50W ☐

Colour: Sand Black



**BJSL0208** NOW: £67.00

Size (mm): Ø 60 ↑ 200

Lamp: 1 x GU10 50W ☐

Colour: Champagne Gold



**BJSL1208** NOW: £70.00

Size (mm): Ø 60 ↑ 200

Lamp: 1 x GU10 50W ☐

Colour: Rose Gold

see page 125  
for pendant  
conversion  
kit



30cm of  
immaculate  
detail



**BJSL3208 NOW: £80.00**

**Size (mm):** Ø 60 ↑ 300

**Lamp:** 1 x GU10 50W ☐

**Colour:** Sand White



**BJSL2208 NOW: £80.00**

**Size (mm):** Ø 60 ↑ 300

**Lamp:** 1 x GU10 50W ☐

**Colour:** Sand Black



**BJSL4208 NOW: £84.00**

**Size (mm):** Ø 60 ↑ 300

**Lamp:** 1 x GU10 50W ☐

**Colour:** Champagne Gold

**BJSL5208 NOW: £86.00**

**Size (mm):** Ø 60 ↑ 300

**Lamp:** 1 x GU10 50W ☐

**Colour:** Rose Gold

DELPH



The cylindrical format of this range is decorated with a diamond imprint producing a mesh like effect. The one light fittings are available as a flush ceiling fitting, wall lamp, track spotlight or surface mounted spot. The wide variety of colour finishes available and 1 light pendant kit offer a greater number of decorative room settings they can be applied to.

Range Characteristics:  
4 Colour Finishes  
LED Engine Compatible  
Trending Design

twisted cable

**BJCP4308 NOW: £29.00**


**Size (mm):** Ø 65 ↑ 80–2000

**Colour:** Sand Black

**BJCP5308 NOW: £29.00**

**Size (mm):** Ø 65 ↑ 80–2000

**Colour:** Sand White



mix, match,  
create

compatible with  
all body sizes

**BJCP7308 NOW: £36.00**

**Size (mm):** Ø 65 ↑ 80–2000

**Colour:** Rose Gold

**BJCP6308 NOW: £34.00**

**Size (mm):** Ø 65 ↑ 80–2000

**Colour:** Champagne Gold

**BJSL2208 &  
BJCP7308 &  
BJAC5408**


FLUSH & SPOTLIGHTS





**BJSL6208 NOW: £59.00**

**Size (mm):** Ø 65 ↑ 200


**Lamp:** 1 x GU10 50W 

**Colour:** Sand Black



**BJSL7208 NOW: £59.00**

**Size (mm):** Ø 65 ↑ 200

**Lamp:** 1 x GU10 50W 


**Colour:** Sand White

surface mounted



**BJSL8208 NOW: £60.00**

**Size (mm):** Ø 65 ↑ 200

**Lamp:** 1 x GU10 50W 

**Colour:** Champagne Gold



**BJSL9208 NOW: £62.00**

**Size (mm):** Ø 65 ↑ 200

**Lamp:** 1 x GU10 50W 

**Colour:** Rose Gold





**BJSL0308 NOW: £58.00**  
**Size (mm):** Ø 60 ↑ 220 ↔ 130  
**Lamp:** 1 x GU10 50W ☐  
**Colour:** Sand Black

**Range Characteristics:**  
 4 Colour Finishes  
 LED Engine Compatible  
 Trending Design

3 phase track adaptor



**BJSL1308 NOW: £58.00**  
**Size (mm):** Ø 60 ↑ 220 ↔ 130  
**Lamp:** 1 x GU10 50W ☐  
**Colour:** Sand White



**BJSL3308 NOW: £61.00**  
**Size (mm):** Ø 60 ↑ 220 ↔ 130  
**Lamp:** 1 x GU10 50W ☐  
**Colour:** Rose Gold

interchangeable ring



**BJSL2308 NOW: £60.00**  
**Size (mm):** Ø 60 ↑ 220 ↔ 130  
**Lamp:** 1 x GU10 50W ☐  
**Colour:** Champagne Gold



**BJWL9308 NOW: £91.00**  
**Size (mm):** Ø 60 ↓ 200 ⇨ 100  
**Lamp:** 2 x GU10 50W ☐  
**Colour:** Sand White



**BJWL8308 NOW: £91.00**  
**Size (mm):** Ø 60 ↓ 200 ⇨ 100  
**Lamp:** 2 x GU10 50W ☐  
**Colour:** Sand Black



**BJWL0408 NOW: £96.00**  
**Size (mm):** Ø 60 ↓ 200 ⇨ 100  
**Lamp:** 2 x GU10 50W ☐  
**Colour:** Champagne Gold

dual light  
source



**BJWL1408 NOW: £98.00**  
**Size (mm):** Ø 60 ↓ 200 ⇨ 100  
**Lamp:** 2 x GU10 50W ☐  
**Colour:** Rose Gold

Range Characteristics:  
4 Colour Finishes  
LED Engine Compatible  
Trending Design



**BJAC2408** NOW: £12.00

Size (mm): Ø 60 ↑ 26

Colour: Sand Black

deeper anti glare ring




**BJAC3408** NOW: £12.00

Size (mm): Ø 60 ↑ 26

Colour: Sand White


fantastic with  
black fixtures



**BJAC5408** NOW: £13.00

Size (mm): Ø 60 ↑ 26

Colour: Rose Gold



mix, match,  
create



**BJAC6408** NOW: £8.00

Size (mm): Ø 60 ↑ 28

Colour: Frosted



**BJAC4408** NOW: £13.00

Size (mm): Ø 60 ↑ 26

Colour: Champagne Gold

frosted ring attaches to  
all items in the range



**BJCF9118 NOW: £50.00**

**Size (mm):** Ø 250 ↓ 145

**Lamp:** 3 x GU10 10W

**Colour:** Matt Grey/Polished Chrome



**BJCF0218 NOW: £71.00**

**Size (mm):** ↓ 100 ↔ 740 ↔ 175

**Lamp:** 4 x GU10 10W

**Colour:** Matt Grey/Polished Chrome

trending colour  
finish



toggle switch

**BJWL8118 NOW: £20.00**

**Size (mm):** ↓ 100 ↔ 90 ↔ 150

**Lamp:** 1 x GU10 10W

**Colour:** Matt Grey/Polished Chrome

# THEATRE

A collection of LED only GU10 spotlights that are designed with the influence of classic stage lighting. The metal spotlights, shaped like lampshades, are supported by contrasting polished chrome brackets and a metal cable sleeve creating a nostalgic appeal with modern day flair. With complete adjustability each head can effortlessly be directed to create the perfect ambience.





Range Characteristics:  
2 Colour Finishes  
Fully Adjustable Heads  
Polished Chrome Details

**BJCF1518 NOW: £50.00**

**Size (mm):** Ø 250 ↓ 145

**Lamp:** 3 x GU10 10W

**Colour:** Oiled Bronze/Polished Chrome

*rustic oiled  
bronze finish*



**BJCF2518 NOW: £71.00**

**Size (mm):** ↓ 100 ↔ 740 ↔ 175

**Lamp:** 4 x GU10 10W

**Colour:** Oiled Bronze/Polished Chrome



**BJWL0518 NOW: £20.00**

**Size (mm):** ↓ 100 ↔ 90 ↔ 150

**Lamp:** 1 x GU10 10W

**Colour:** Oiled Bronze/Polished Chrome

*toggle switch*

**Range Characteristics:**

2 Colour Finishes

Uplighter Design

Chunky Glass Shade

**BJCF2577 NOW: £97.00**

**Size (mm):** Ø 390 ↑ 280

**Lamp:** 3 x E27 40W

**Colour:** Satin Nickel/Frosted White

**BJCF3577 NOW: £97.00**

**Size (mm):** Ø 390 ↑ 280

**Lamp:** 3 x E27 40W

**Colour:** Antique Brass/Frosted White

perfect for  
low ceilings

MIRA

This contemporary semi flush ceiling light is available in a satin nickel or antique brass colour finish. The 35cm frosted glass conceals the E27 lampholders gently filtering the light emitted from the chosen lamp used.

Range Characteristics:  
3000K Warm White  
Not Dimmable  
3 Years Warranty


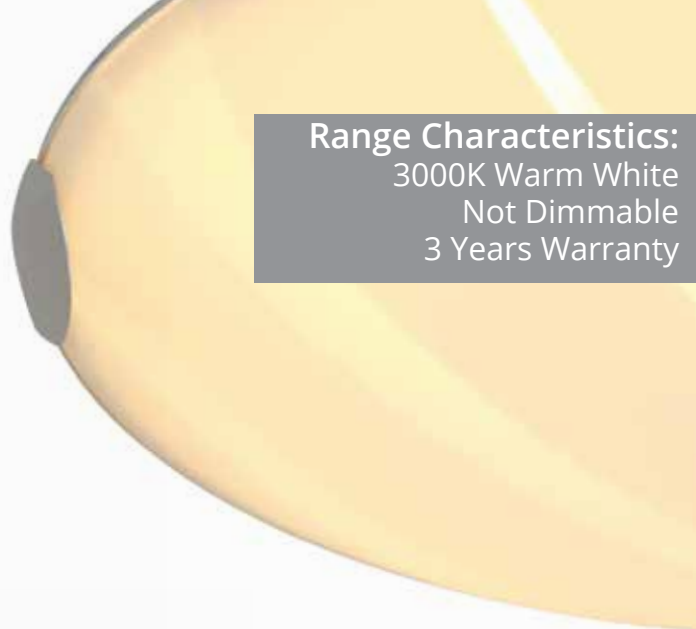


**BJCF8677** NOW: £43.00

**Size (mm):** Ø 300 ↑ 80

**Lamp:** 1 x Integral LED 12W, 666lm

**Colour:** Polished Chrome/Frosted



*slim flush  
design*

**BJCF9577** NOW: £71.00

**Size (mm):** Ø 405 ↑ 95

**Lamp:** 1 x Integral LED 24W, 1404lm

**Colour:** Polished Chrome/Frosted

*simple and stylish*



**BJWL0677** NOW: £36.00

**Size (mm):** ↓ 150 ↔ 300 ↔ 80

**Lamp:** 1 x Integral LED 12W, 780lm

**Colour:** Polished Chrome/Frosted

## MOONDROP

The sweeping strokes lined across the white glass diffuser gives a three dimensional illusion projecting more depth on the design yet maintaining a suitable low ceiling fixture. Two sizes of this flush ceiling light both conceal the 3000K integral LEDs along with the matching wall lamp.

Range Characteristics:  
3000K Warm White  
Not Dimmable  
3 Years Warranty



immaculate white  
finish



modern  
masterpiece

**BJCF9737** **NOW: £270.00**  
**Size (mm):** ↗ 410 ↓ 60 ↔ 410  
**Lamp:** 1 x Integral LED 50W, 3500lm  
**Colour:** Sand White

# TECTONIC

This high powered 50W 3000K LED flush ceiling light, produces an impressive lumen output offering ample light in a low ceiling setting. Its edgy design has a square outline with a setback angled cross cut out to project the light from the integral LEDs. The sand white colour is the final finishing touch to this futuristic modern style.



Range Characteristics:  
RGBW Dimmable  
APP & Remote  
3yrs Warranty

3 light modes +  
10 watt speaker



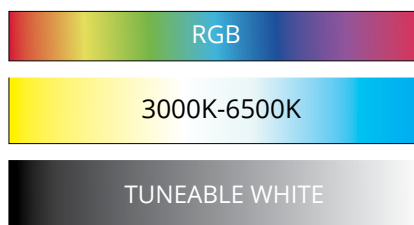
colour halo

**BJBC0907 NOW: £250.00**

**Size (mm):** Ø 550 ↑ 80

**Lamp:** 1 x Integral LED 36W, 1800lm

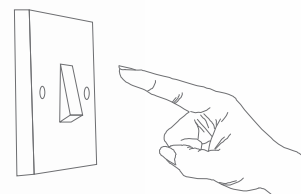
**Colour:** White/Opal White



## COSMIC

The white shallow dish of this inventive speaker light amplifies the sound channelled through the Bluetooth by providing an echoing unit around the central diffuser. The remote supplied with the multi-purpose fixture controls not only the speaker but the tuneable white and RGB output of the LED lighting.

Range Characteristics:  
3000K/4000K/6000K  
Not Dimmable  
3 Years Warranty



cct switchable



**BJCF1907** NOW: £76.00

**Size (mm):** Ø 395 ↑ 75

**Lamp:** 1 x Integral LED 24W, 1930-2032lm

**Colour:** Opal White/Crystalline

3000K/4000/6000K



# SHADES

This modern design provides an ideal energy saving option for a low ceiling space. The doughnut shaped opal white diffuser has a smooth glossy finish to complement the distinctive crystalline centre, adding a touch of elegance to a seemingly simple fixture. The integral LEDs have a dimmable CCT switchable function.

Range Characteristics:  
4000K Natural White  
Not Dimmable  
3 Years Warranty

stunning sparkle

twice the effect

**BJCF6407** **NOW: £138.00**  
**Size (mm):** Ø 400 ↑ 85  
**Lamp:** 1 x Integral LED 18W, 418lm  
**Colour:** Polished Chrome

## GLACIER

This stunning flush crystal ceiling light partners high quality clear crystal squares with a highly polished chrome finish to provide an enticing modern fitting. The light given from the integral 4000K LEDs refracts through the crystals producing subtle spectral ambience.

**Range Characteristics:**

3000K Warm White

Not Dimmable

3 Years Warranty



**BJCP0557** **NOW: £204.00**

**Size (mm):** Ø 470 ↓ 150-1625

**Lamp:** 1 x Integral LED 30W, 1595lm

**Colour:** Medium Oak/Sand White/Frosted

SVEN

This collection takes you back to nature with its medium oak effect. Bringing a raw earthly essence to their given room setting, this comprehensive collection blends the wood like panels with a double source of integral warm 3000K LED's and contrasting matt white framework. A combination that perfectly complement one another to produce a tranquil appeal.



Range Characteristics:  
4000K Natural White  
Dimmable - 3 Step  
3yrs Warranty

can be hung  
at any angle

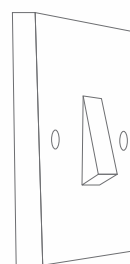
where does the  
beauty begin?

**BJCP9677 NOW: £136.00**

**Size (mm):** Ø 515 ↑ 230-1500

**Lamp:** 1 x Integral LED 40W, 2996lm □

**Colour:** Matt White



25% - 50% - 100%

switch dimmable

## NOISE

An ultra-modern LED pendant, this range situates two large rings of 4000K light offset and slightly angled away from one another to give the style more depth and dimension without compromising the impact from the impressive integral LED output. This pendant also comes equipped with a 3-step dimming function.

### Range Characteristics:

Unique Glass Shade  
Up to 1.5m Height  
Black/Chrome Details



light off

light on

attractive  
black & chrome  
combination

**BJCP2447** **NOW: £82.00**  
**Size (mm):** Ø 290 ↑ 530–1530  
**Lamp:** 1 x E27 60W □  
**Colour:** Polished Chrome/Ombré

# TURNER

While the design of the singular pendant itself is simplistically traditional it allows the stunning glass shade to stand out as the main feature. Formed into an unusual brandy glass shape it provides a dazzling effect when illuminated through the three dimensional prismatic moulding paired with the smoked to clear ombré finish.

Range Characteristics:  
3 Distinct Shapes  
Unique 2 Colour Glass  
Ribbed Design



**BJCP5047 NOW: £61.00**  
Size (mm): Ø 260 ↓ 280–1280  
Lamp: 1 x E27 60W  
Colour: Black/Amber



1 glass, 2 colours

**BJCP6047 NOW: £59.00**  
Size (mm): Ø 160 ↓ 390–1390  
Lamp: 1 x E27 60W  
Colour: Black/Amber



**BJCP4047 NOW: £56.00**  
Size (mm): Ø 100 ↓ 420–1420  
Lamp: 1 x E27 60W  
Colour: Black/Amber

HIVE

This range moulds the frame above the glass in the same way the glass is formed so the frame flows cohesively into the glass piece. Both components on each pendant light has a rippled effect along the entirety of the shapes. In keeping with the harmonious symmetry of this design the black colour of the frame complements the amber tinted glass.



spectacular  
range



**BJCF2957 NOW: £76.00**

**Size (mm):** Ø 200 ↓ 255

**Lamp:** 1 x E27 40W ☐

**Colour:** Black/Faded Smoked



light off



**BJTL4957 NOW: £66.00**

**Size (mm):** Ø 150 ↓ 260

**Lamp:** 1 x E27 40W ☐

**Colour:** Black/Faded Smoked

light on



**BJCF3957 NOW: £150.00**

**Size (mm):** Ø 370 ↓ 210

**Lamp:** 3 x E27 40W ☐


**Colour:** Black/Faded Smoked

BRANDY

In keeping with our reputation for uncommon stand out designs, this collection capitalises on the intriguing ombré effect of the faded black, smoked effect by applying the finish to substantial glass cylinders which sit around the E27 lampholders. This feature has been used to manufacture a range perfect for modern settings.



**Range Characteristics:**  
 Superior Fading Glass  
 Satin Aluminium Body  
 Mirror Effect - Light Off



satin aluminium  
metalwork

**BJCP9857 NOW: £96.00**  
**Size (mm):** Ø 200 ↑ 380–1380  
**Lamp:** 1 x E27 40W □  
**Colour:** Black/Faded Smoked



**BJCP1957 NOW: £276.00**  
**Size (mm):** Ø 500 ↑ 380–1880  
**Lamp:** 3 x E27 40W □  
**Colour:** Black/Faded Smoked



superior quality  
glass

**BJCP0957 NOW: £276.00**  
**Size (mm):** ↗ 200 ↑ 380–1880 ↔ 1000  
**Lamp:** 3 x E27 40W □  
**Colour:** Black/Faded Smoked



which colour  
would you  
choose?



**BJCP5347 NOW: £47.00**  
**Size (mm):** Ø 120 ↑ 350–1200  
**Lamp:** 1 x Integral LED 8W, 720lm □  
**Colour:** Polished Chrome/Black/Copper



**BJCP4347 NOW: £47.00**  
**Size (mm):** Ø 120 ↑ 350–1200  
**Lamp:** 1 x Integral LED 8W, 720lm □  
**Colour:** Polished Chrome/Black/Smoked



**BJCP6347 NOW: £47.00**  
**Size (mm):** Ø 120 ↑ 350–1200  
**Lamp:** 1 x Integral LED 8W, 720lm □  
**Colour:** Polished Chrome/Black/Champagne

TIGER



The multiple pendant within this range hosts a trio of oval glass moulded with an ascetically pleasing rippled effect amplifying the coloured tints. Each glass which sits around the integral 4000K LED disks, is in a different translucent colour. Three single pendants are also included in this range each with one of the coloured glass to correspond with the triple pendant.

Range Characteristics:  
4000K Natural White  
Not Dimmable  
3 Years Warranty



light off



delicate ribbed  
glass

unique light  
refraction

great colour  
combination

**BJCP7347** NOW: £130.00

**Size (mm):** Ø 280 ↓ 350-1500

**Lamp:** 3 x Integral LED 8W, 2160lm

**Colour:** Polished Chrome/Black/Copper/Champagne/Smoked



light on

light off



contrasting black metalwork



**BJCP0757** **NOW: £142.00**

**Size (mm):** Ø 185 ↑ 605-1605

**Lamp:** 1 x E27 60W

**Colour:** Matt Black/Smoked

CASSIE

These cylindrical glass pendants present an inspired moulding creating a three dimensional spiral protrusion, extending around the shade. The three different frame colours available correspond the colour tint used for the glass itself; antique brass with amber glass, matt black with smoked glass or polished chrome with clear glass.



Range Characteristics:  
3 Colour Options  
Substantial Glass Shade  
Up to 1.6m Height



**BJCP8657** NOW: £142.00  
Size (mm): Ø 185 ↑ 605-1605  
Lamp: 1 x E27 60W  
Colour: Polished Chrome/Clear



light off

substantial  
glass pendant

44cm  
of quality



**BJCP9657** NOW: £142.00  
Size (mm): Ø 185 ↑ 605-1605  
Lamp: 1 x E27 60W  
Colour: Antique Brass/Amber



twisted clear cable



**BJCP1777** **NOW: £90.00**  
**Size (mm):** Ø 200 ↓ 300–1795  
**Lamp:** 1 x E27 60W  
**Colour:** Polished Chrome/Clear

## ALCHEMIST

These single pendants are available in four colour finishes; antique brass, antique copper, polished chrome and satin nickel. The clean metal cone shape holds the E27 lampholder and provides an open beam of light. The outer clear glass extends a little further than the lampholder cone so the illumination is has a more ambient dispersal.

Range Characteristics:  
4 Colour Options  
Bespoke Clear Glass  
Twisted Cable Suspension

bespoke clear  
glass



**BJCP2777 NOW: £90.00**  
**Size (mm):** Ø 200 ↓ 300–1795  
**Lamp:** 1 x E27 60W  
**Colour:** Satin Nickel/Clear



**BJCP3777 NOW: £90.00**  
**Size (mm):** Ø 200 ↓ 300–1795  
**Lamp:** 1 x E27 60W  
**Colour:** Antique Brass/Clear



**BJCP4777 NOW: £90.00**  
**Size (mm):** Ø 200 ↓ 300–1795  
**Lamp:** 1 x E27 60W  
**Colour:** Antique Copper/Clear



**BJTL5318 NOW: £104.00**

**Size (mm):** Ø 230 ↑ 380

**Lamp:** 1 x E27 40W □

**Colour:** Ancient Brass/Clear



*sizable glass shades*

**BJTL6318 NOW: £113.00**

**Size (mm):** Ø 310 ↑ 280

**Lamp:** 1 x E27 40W □

**Colour:** Ancient Brass/Clear

FORM

The smooth curves and shapes moulded for the glass in this range are sat around the E27 lampholders which creatively give the impression of a lamp within a lamp. Both the long and shallow versions of glass are available on both a single pendant and table lamp with an Ancient brass finish.



Range Characteristics:  
2 Shape Options  
Mouth Blown Glass  
Impressive Oversize Body

coloured glass  
coming soon

remarkable  
finishing



**BJCP4318** **NOW: £102.00**  
**Size (mm):** Ø 310 ↑ 330–1330  
**Lamp:** 1 x E27 40W  
**Colour:** Ancient Brass/Clear



**BJCP3318** **NOW: £95.00**  
**Size (mm):** Ø 230 ↑ 440–1440  
**Lamp:** 1 x E27 40W  
**Colour:** Ancient Brass/Clear



**BJWL8347 NOW: £65.00**  
**Size (mm):** ↓ 150 ↔ 150 ↗ 200  
**Lamp:** 1 x Integral LED 8W, 890lm  
**Colour:** Polished Chrome/Smoked



**BJWL9347 NOW: £65.00**  
**Size (mm):** ↓ 150 ↔ 150 ↗ 200  
**Lamp:** 1 x Integral LED 8W, 890lm  
**Colour:** Polished Chrome/Copper



toggle switch

**BJWL0447 NOW: £65.00**  
**Size (mm):** ↓ 150 ↔ 150 ↗ 200  
**Lamp:** 1 x Integral LED 8W, 890lm  
**Colour:** Polished Chrome/Champagne



The pendant within this range hosts a trio of oval glass moulded with an ascetically pleasing rippled effect amplifying the coloured tints. Each glass which sits around the integral 4000K LED disks, is in a different translucent colour. The LED wall lamps are available with one of the three coloured glass on the pendant so a colour theme can be built.

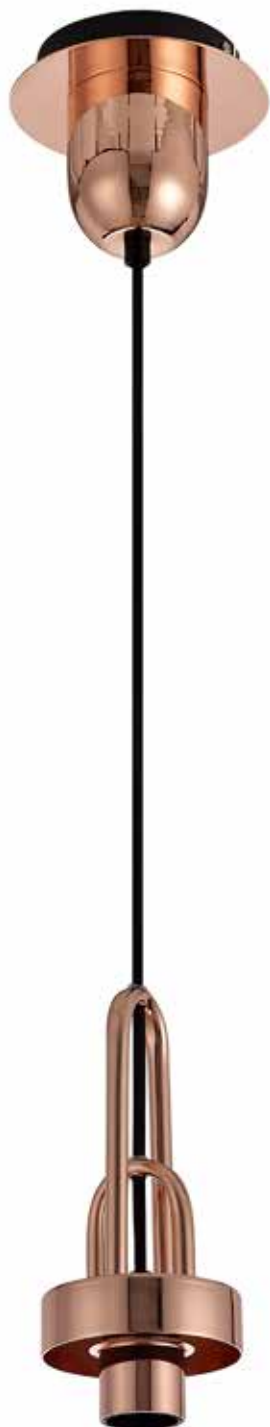
Range Characteristics:  
4000K Natural White  
Not Dimmable  
3 Years Warranty

stylish

**BJCP1447** **NOW: £142.00**  
**Size (mm):** Ø 240 ↓ 610–1570  
**Lamp:** 3 x Integral LED 8W, 2600lm □  
**Colour:** Polished Chrome/Copper/  
Champagne/Smoked

delicate ribbed  
glass

creative colour  
combination




4 colour  
options



**BJCP6877 NOW: £56.00**  
**Size (mm):** Ø 140 ↓ 350-1840  
**Lamp:** 1 x E27 60W □  
**Colour:** Polished Nickel/Matt Black



**BJCP6877 & BJLS1977**



mix, match,  
create

**BJCP7877 NOW: £56.00**  
**Size (mm):** Ø 140 ↓ 350-1840  
**Lamp:** 1 x E27 60W □  
**Colour:** Copper/Matt Black

GLAZE

A group of single E27 suspension kits with a more intricate frame design are available in four colour finishes. In union with these kits this range also includes a selection of tinted glass cylinders and globes in various colours which can be used to complement the pendant kits for a generic fixture or produce a mixed tone effect for something more bespoke.



Range Characteristics:  
Mix & Match Range  
Colour Fading Glass Shade  
Designer Ceiling Box

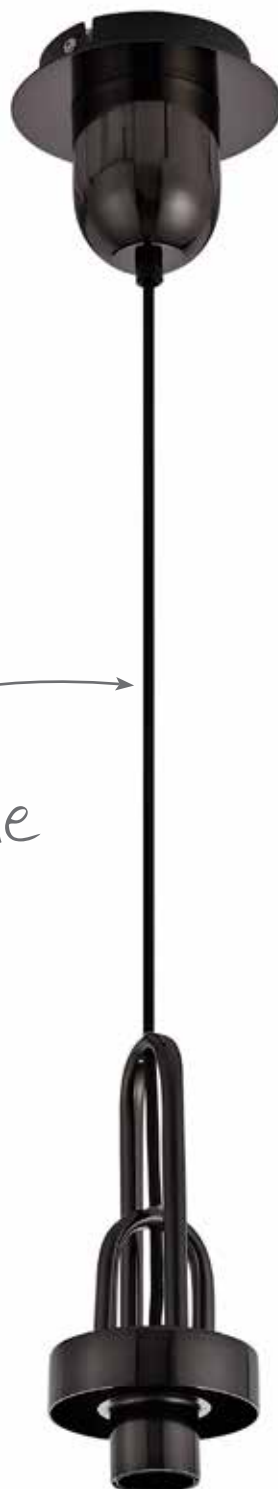


attention to  
design

**BJCP8877 NOW: £56.00**  
**Size (mm):** Ø 140 ↑ 350-1840  
**Lamp:** 1 x E27 60W □  
**Colour:** Brass Gold/Matt Black



**BJCP8877 & BJLS3977**



fabric cable

**BJCP9877 NOW: £56.00**  
**Size (mm):** Ø 140 ↑ 350-1840  
**Lamp:** 1 x E27 60W □  
**Colour:** Black Chrome/Matt Black



sheer quality

**BJLS5977 NOW: £50.00**

**Size (mm):** Ø 160 ↑ 355

**Colour:** Copper/Clear



**BJLS4977 NOW: £50.00**

**Size (mm):** Ø 160 ↑ 355

**Colour:** Smoked/Clear



**BJLS0977 NOW: £48.00**

**Size (mm):** Ø 300 ↑ 270

**Colour:** Brass Gold/Clear

GLAZE

A group of single E27 suspension kits with a more intricate frame design are available in four colour finishes. In union with these kits this range also includes a selection of tinted glass cylinders and globes in various colours which can be used to complement the pendant kits for a generic fixture or produce a mixed tone effect for something more bespoke.


Range Characteristics:  
Mix & Match Range  
Colour Fading Glass Shade  
Designer Ceiling Box



**BJLS2977** NOW: £48.00

**Size (mm):** Ø 300 ↓ 270

**Colour:** Copper/Clear



mix, match,  
create



**BJLS3977** NOW: £50.00

**Size (mm):** Ø 160 ↓ 355

**Colour:** Brass Gold/Clear



smooth and uniform  
colour fade

**BJLS1977** NOW: £48.00

**Size (mm):** Ø 300 ↓ 270

**Colour:** Smoked/Clear



self levelling



**BJCP1218** **NOW: £95.00**

**Size (mm):** ↗ 130 ↓ 350-1500 ↔ 170

**Lamp:** 1 x E27 60W

**Colour:** Antique Brass



adjustable

**BJCP2218** **NOW: £95.00**

**Size (mm):** ↗ 130 ↓ 350-1500 ↔ 170

**Lamp:** 1 x E27 60W

**Colour:** Polished Nickel

# WAREHOUSE


This ranges unique shapes project a modern ambience which is partnered with traditional colour finishes to create a more contemporary collection. The shallow dish forms shade the light emitted from the E27 lampholders and its distinctive inimitability produces a prominent feature in its given space.



Range Characteristics:  
2 Colour Options  
Various Height Options  
Robust Craftsmanship



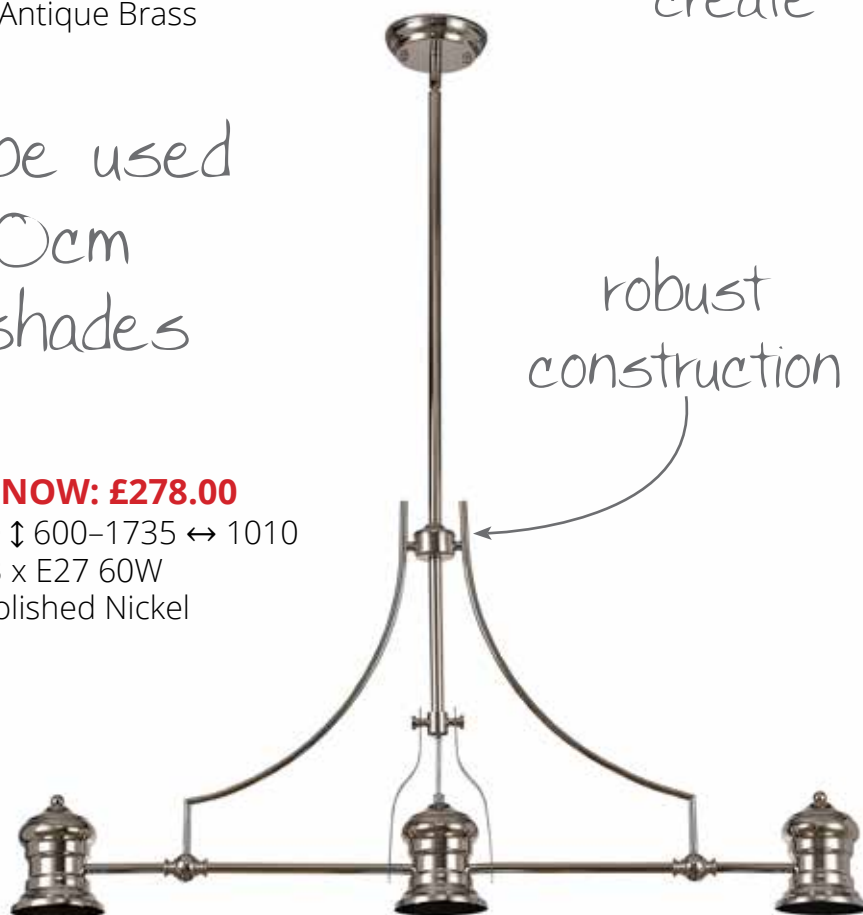
**BJCP3218 NOW: £278.00**  
**Size (mm):** ↗ 110 ↓ 600-1735 ↔ 1010  
**Lamp:** 3 x E27 60W  
**Colour:** Antique Brass



mix, match,  
create

can also be used  
with 30cm  
tiffany shades

**BJCP4218 NOW: £278.00**  
**Size (mm):** ↗ 130 ↓ 600-1735 ↔ 1010  
**Lamp:** 3 x E27 60W  
**Colour:** Polished Nickel





**BJLS9408 NOW: £39.00**

**Size (mm):** Ø 300 ↓ 115


**Colour:** Amber



**BJLS1508 NOW: £35.00**

**Size (mm):** Ø 300 ↓ 115

**Colour:** Clear



*mix, match,  
create*

*superior quality  
glass shades*



**BJLS0508 NOW: £39.00**

**Size (mm):** Ø 300 ↓ 115

**Colour:** Smoked

WAREHOUSE

This ranges unique shapes project a modern ambience which is partnered with traditional colour finishes to create a more contemporary collection. The shallow dish forms shade the light emitted from the E27 lampholders and its distinctive inimitability produces a prominent feature in its given space.

Range Characteristics:  
11 Different Designs  
Good Quality Glass  
Standard 42mm Hole



**BJLS2508 NOW: £40.00**

**Size (mm):** Ø 300 ↑ 145

**Colour:** Clear



**BJLS5308 NOW: £46.00**

**Size (mm):** Ø 300 ↑ 125

**Colour:** Clear



**BJLS4508 NOW: £31.00**

**Size (mm):** Ø 300 ↑ 150

**Colour:** Clear

38cm diameter



**BJLS5508 NOW: £53.00**

**Size (mm):** Ø 380 ↑ 185

**Colour:** Clear



**BJLS7508 NOW: £53.00**

**Size (mm):** Ø 380 ↓ 145

**Colour:** Clear



**BJLS6508 NOW: £44.00**

**Size (mm):** Ø 300 ↓ 130

**Colour:** Clear

the champion at 5.5kg



**BJLS8508 NOW: £86.00**

**Size (mm):** Ø 380 ↓ 160

**Colour:** Clear



**BJLS9508 NOW: £44.00**

**Size (mm):** Ø 300 ↓ 120

**Colour:** Clear

upto 38cm  
diameter

# WAREHOUSE

This ranges unique shapes project a modern ambience which is partnered with traditional colour finishes to create a more contemporary collection. The shallow dish forms shade the light emitted from the E27 lampholders and its distinctive inimitability produces a prominent feature in its given space.





**BJLS7608 NOW: £34.00**

**Size (mm):** Ø 300 ↓ 145

**Colour:** Clear

superior quality  
glass shades

prismatic effect



**BJLS0608 NOW: £31.00**

**Size (mm):** Ø 265 ↓ 120


**Colour:** Clear



**BJLS6218 NOW: £44.00**

**Size (mm):** Ø 300 ↓ 140

**Colour:** Clear



mix, match,  
create



**BJLS5218 NOW: £51.00**

**Size (mm):** Ø 335 ↓ 155

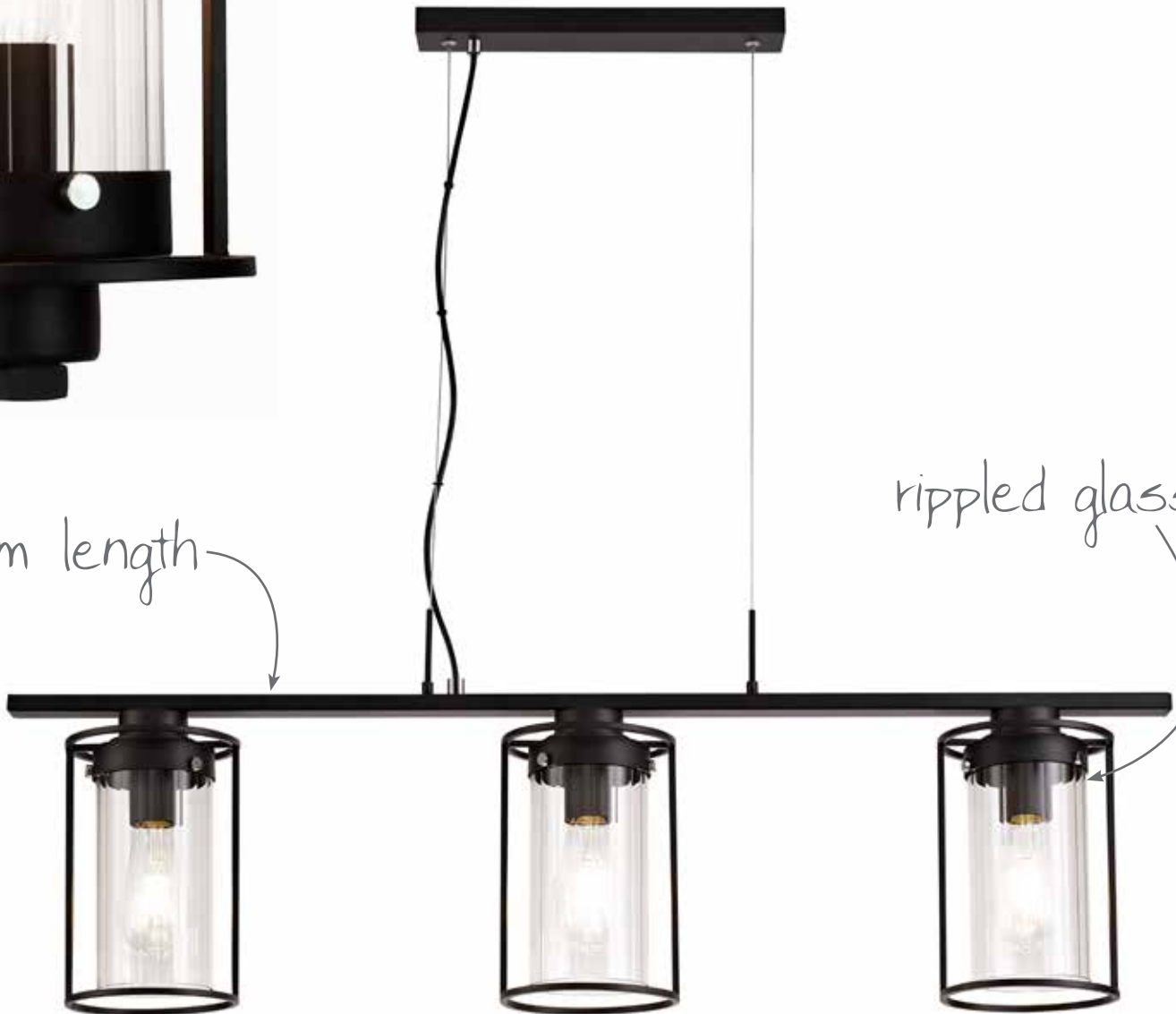
**Colour:** Clear



simple yet imposing  
metal framework

1m length

rippled glass



**BJCP6857** **NOW: £253.00**  
**Size (mm):** ↗ 150 ↘ 375-1380 ↔ 1000  
**Lamp:** 3 x E27 40W ☐  
**Colour:** Black/Clear

LIBRA

A complete collection including a linear three light pendant and singular one light pendant, with matching wall and table lamps available. The subtle line effect moulded into the glass cylinders, which sit around the E27 lampholders, give the impression of caging around the lamp enhancing the minimalistic design of the slim black framework.

Images are not to scale

Range Characteristics:  
Rippled Glass Shades  
Black/Chrome Finishing  
More Is Less Design



**BJWL7857 NOW: £83.00**  
Size (mm):  $\uparrow$  260  $\leftrightarrow$  150  $\rightarrow$  205  
Lamp: 1 x E27 40W  $\square$   
Colour: Black/Clear

polished chrome  
detail



**BJTL8857 NOW: £77.00**  
Size (mm):  $\varnothing$  200  $\uparrow$  275  
Lamp: 1 x E27 40W  $\square$   
Colour: Black/Clear



**BJCP5857 NOW: £82.00**  
Size (mm):  $\varnothing$  200  $\uparrow$  335-1360  
Lamp: 1 x E27 40W  $\square$   
Colour: Black/Clear



concealed  
light source



**BJFL8907 NOW: £150.00**  
**Size (mm):** Ø 220 ↑ 1540  
**Lamp:** 1 x Integral LED 7W, 790lm  
**Colour:** Black/Smoked



**BJFL6907 NOW: £150.00**  
**Size (mm):** Ø 220 ↑ 1540  
**Lamp:** 1 x Integral LED 7W, 790lm  
**Colour:** Antique Brass/Amber

complementing  
glass finishes



**BJFL7907 NOW: £150.00**  
**Size (mm):** Ø 220 ↑ 1540  
**Lamp:** 1 x Integral LED 7W, 790lm  
**Colour:** Satin Nickel/Clear

BEBOP

This intriguing range economically uses minimal metalwork to structure its frame whilst still providing an interesting decorative form. The long capsule glass holding the integral 4000K LEDs are encircled by a slim single frame ring, intelligently producing a modern design feature with few materials.





**BJCP0707 NOW: £90.00**

**Size (mm):** ↗ 120 ↓ 460–1460 ↔ 160

**Lamp:** 1 x Integral LED 7W, 790lm

**Colour:** Black/Smoked



**Range Characteristics:**  
4000K Natural White  
Not Dimmable  
3 Years Warranty

**BJCP8607 NOW: £90.00**

**Size (mm):** ↗ 120 ↓ 460–1460 ↔ 160

**Lamp:** 1 x Integral LED 7W, 790lm

**Colour:** Antique Brass/Amber



**BJTL7607 NOW: £86.00**

**Size (mm):** Ø 150 ↓ 430

**Lamp:** 1 x Integral LED 7W, 790lm

**Colour:** Black/Smoked

**BJCP9607 NOW: £90.00**  
**Size (mm):** ↗ 120 ↓ 460–1460 ↔ 160  
**Lamp:** 1 x Integral LED 7W, 790lm  
**Colour:** Satin Nickel/Clear



**BJTL6607 NOW: £96.00**

**Size (mm):** Ø 150 ↓ 430

**Lamp:** 1 x Integral LED 7W, 790lm

**Colour:** Satin Nickel/Clear



**BJTL5607 NOW: £96.00**

**Size (mm):** Ø 150 ↓ 430

**Lamp:** 1 x Integral LED 7W, 790lm

**Colour:** Antique Brass/Amber



**BJCP9318** **NOW: £212.00**  
**Size (mm):** Ø 310 ↓ 440–1440  
**Lamp:** 1 x E27 40W  
**Colour:** Polished Nickel/Clear

opulent design



**BJCP0418** **NOW: £292.00**  
**Size (mm):** Ø 320 ↓ 480–1480  
**Lamp:** 3 x E27 40W  
**Colour:** Polished Nickel/Clear

bespoke crystal components

FROST

Each E27 single pendant light in this range is fixed within a mesmerising structure formed by building together substantial clear crystal pieces with polished nickel frame. The first pendant is composed into a serene teardrop outline, while the second figure opts for a more angled shape and the third regal orb formations are available in two sizes.

Range Characteristics:  
3 Distinct Shapes  
Bespoke Curved Crystal  
Luxurious Polished Nickel



encapsulated  
3 light flemish

**BJCP8318** NOW: **£319.00**

**Size (mm):** Ø 410 ↓ 460–1460

**Lamp:** 3 x E27 40W

**Colour:** Polished Nickel/Clear



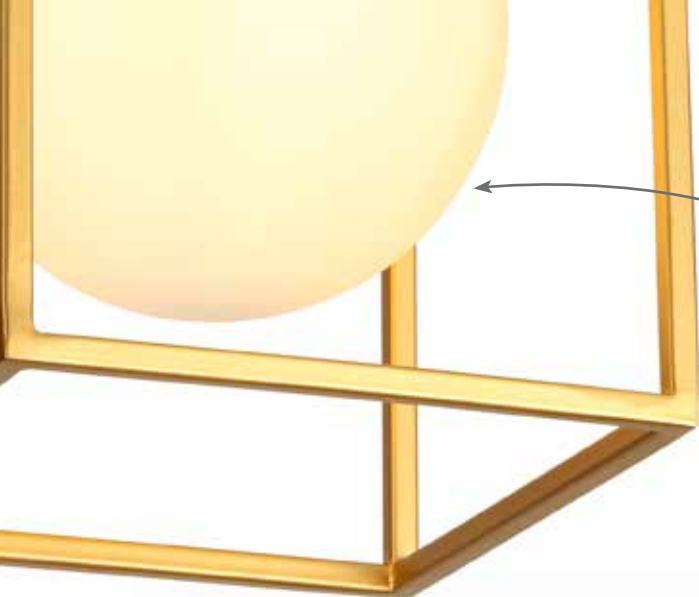
luxurious polished  
nickel finish

**BJCP7318** NOW: **£203.00**

**Size (mm):** Ø 310 ↓ 340–1340

**Lamp:** 1 x E27 40W

**Colour:** Polished Nickel/Clear



opal glass  
spheres

excellent colour  
combination



**BJCP4657** **NOW: £160.00**

**Size (mm):** ↗ 180 ↕ 245–1240 ↔ 700

**Lamp:** 3 x E14 40W

**Colour:** Matt Black/Painted Gold/Frosted White

HELENA

The clean square shapes of this comprehensive range emit a slightly art deco feel. The painted gold frame perfectly offset against the matt black plates outlines the E14 lampholders to form an open faced cube shape, producing an ambient source of light in a stylish, fashionable feature.



Range Characteristics:  
Black/Gold Combination  
Impressive White Globe  
Cube Based Design



**BJCF3657** **NOW: £66.00**  
**Size (mm):** ↗ 180 ↓ 215 ↔ 180  
**Lamp:** 1 x E14 40W  
**Colour:** Matt Black/Painted Gold/  
Frosted White

**BJWL5657** **NOW: £71.00**  
**Size (mm):** ↓ 150 ↔ 160 ↔ 260  
**Lamp:** 1 x E14 40W  
**Colour:** Matt Black/Painted Gold/  
Frosted White



**BJTL6657** **NOW: £71.00**  
**Size (mm):** ↗ 180 ↓ 225 ↔ 180  
**Lamp:** 1 x E14 40W □  
**Colour:** Matt Black/Painted Gold/  
Frosted White



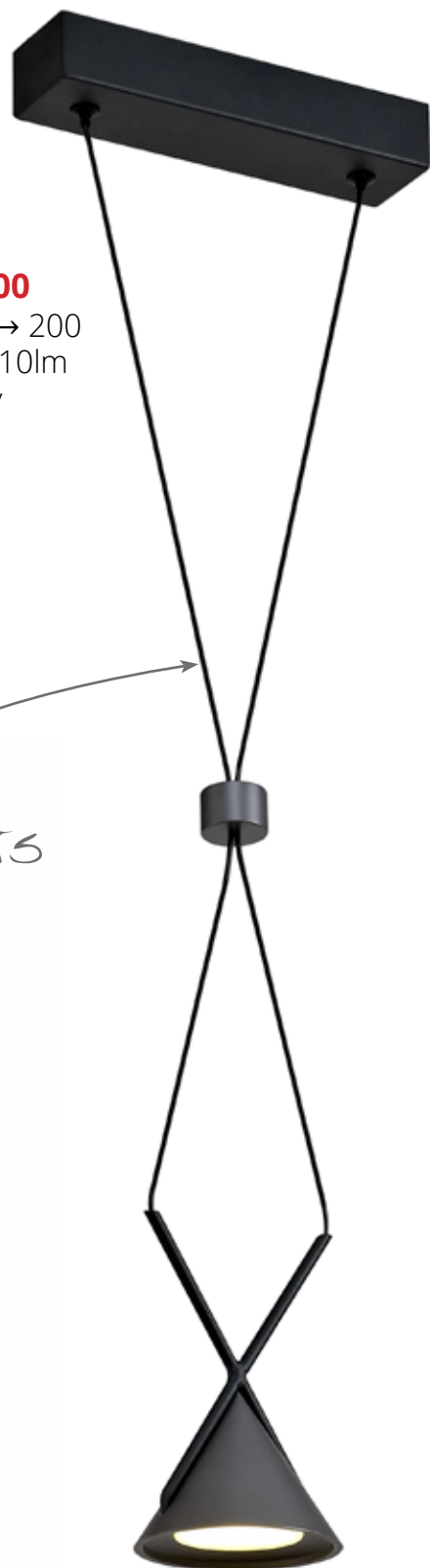
subtle grey finish

**BJCP7447 NOW: £77.00**  
**Size (mm):** ↗ 90 ↘ 200–1680 ↔ 200  
**Lamp:** 1 x Integral LED 3W, 110lm  
**Colour:** Sand Black/Grey

symmetry meets  
design



**BJWL9447 NOW: £67.00**  
**Size (mm):** ↘ 100 ↔ 100 ↗ 115  
**Lamp:** 1 x Integral LED 3W, 110lm  
**Colour:** Sand Black/Grey



SHARP

A modern collection that uses a theme of triangular shapes, this range sits small cone shades which house the integral LEDs inside the bottom of a cross shape. The two suspension cables for each shade are held together by a small cylinder that can be slid along the cables to create shapes along the drop that seamlessly coordinate with the style of the frame.

Range Characteristics:  
3000K Warm White  
Not Dimmable  
3 Years Warranty

90cm length



**BJCP8447** **NOW: £206.00**  
**Size (mm):** ↗ 90 ↘ 200-1680 ↔ 900  
**Lamp:** 3 x Integral LED 3W, 350lm  
**Colour:** Sand Black/Grey

lines of perfection



**BJCP8047** **NOW: £71.00**

**Size (mm):** ↗ 130 ↕ 445–1950 ↔ 245

**Lamp:** 1 x E27 60W

**Colour:** Coffee/Polished Chrome

# NORWAY

The polished chrome ring featured on these single pendants creates a halo effect above the top of the narrow cylindrical shade which is stylish when the light is not in use yet projects the light form the E27 lampholder when illuminated. This range is available in three shade colour finishes; coffee, gold and satin nickel giving a suitable option to complement most décor.



Range Characteristics:  
3 Colour Options  
Satin Aluminium Shade  
Impressive Chrome Ring

**BJCP7047 NOW: £71.00**

**Size (mm):** ↗ 130 ↑ 445-1950 ↔ 245

**Lamp:** 1 x E27 60W

**Colour:** Satin Nickel/Polished Chrome



up to 2m drop



sophisticated colour  
finishes

**BJCP9047 NOW: £71.00**

**Size (mm):** ↗ 130 ↑ 445-1950 ↔ 245

**Lamp:** 1 x E27 60W

**Colour:** Gold/Polished Chrome/Gold Shimmer





**BJCP6277 NOW: £40.00**

**Size (mm):** Ø 170 ↑ 320–1830

**Lamp:** 1 x E27 40W

**Colour:** Matt Black/Antique Brass/Khaki



**BJCP9277 NOW: £131.00**

**Size (mm):** ↗ 170 ↑ 320–1820 ↔ 770

**Lamp:** 3 x E27 40W

**Colour:** Matt Black/Antique Brass/Khaki



**BJFL4277 NOW: £167.00**

**Size (mm):** ↗ 300 ↑ 1790 ↔ 580

**Lamp:** 1 x E27 40W □

**Colour:** Matt Black/Antique Brass/Khaki

NOIR

This range awards original features to a classic design concept. A familiar metal, narrow domed shade houses the E27 lampholder. The most unique aspect is the colour on the inside of each shade which is a khaki finish; in order to accentuate this, the edges around the shades have small oval cut-outs to display the inner shade and create fascinating shadows.

Range Characteristics:  
Distinct Khaki Interior  
Oversized Floor Lamp  
Adjustable Heads



**BJWL5277 NOW: £35.00**

**Size (mm):** ↓ 160 ↔ 120 ↗ 210

**Lamp:** 1 x E27 40W

**Colour:** Matt Black/Antique Brass/Khaki

toggle switch



**BJTL3277 NOW: £48.00**

**Size (mm):** ↗ 150 ↓ 440 ↔ 250

**Lamp:** 1 x E27 40W □

**Colour:** Matt Black/Antique Brass/Khaki




**BJCP8277 NOW: £61.00**

**Size (mm):** Ø 265 ↓ 440–1940

**Lamp:** 1 x E27 40W

**Colour:** Matt Black/Antique Brass/Khaki



khaki interior



**BJCP7277 NOW: £49.00**

**Size (mm):** Ø 215 ↓ 360–1860

**Lamp:** 1 x E27 40W

**Colour:** Matt Black/Antique Brass/Khaki



beautiful colour  
combination



**BJWL9377 NOW: £59.00**  
**Size (mm):**  $\uparrow 265 \leftrightarrow 160 \rightarrow 225$   
**Lamp:** 1 x E27 60W  
**Colour:** Antique Silver/Copper/White

modern angled  
design

**BJTL0477 NOW: £64.00**  
**Size (mm):**  $\nearrow 160 \downarrow 500 \leftrightarrow 315$   
**Lamp:** 1 x E27 60W  $\square$   
**Colour:** Antique Silver/Copper/White



toggle switch

**BJFL1477 NOW: £120.00**  
**Size (mm):**  $\varnothing 270 \downarrow 1560$   
**Lamp:** 1 x E27 60W  $\square$   
**Colour:** Antique Silver/Copper/White

WORKER

This comprehensive collection uses varied components in both an antique silver and copper colour finish to present an industrialised effect. The combination gives the impression of recycled materials that have been reimagined as modernised metallic lighting fixtures to add character to their given settings.



Range Characteristics:  
Superb Colour Contrast  
Gloss White Interior  
Great Attention To Detail



**BJCP6377 NOW: £52.00**  
**Size (mm):** Ø 160 ↓ 320–1200  
**Lamp:** 1 x E27 60W  
**Colour:** Antique Silver/Copper/White



twisted fabric  
cable




**BJCP7377 NOW: £66.00**  
**Size (mm):** Ø 250 ↓ 300–1500  
**Lamp:** 1 x E27 60W  
**Colour:** Antique Silver/Copper/White



special colour finish

**BJCP8377 NOW: £96.00**  
**Size (mm):** Ø 330 ↓ 400–1500  
**Lamp:** 1 x E27 60W  
**Colour:** Antique Silver/Copper/White

Range Characteristics:  
3000K Warm White  
Not Dimmable  
3 Years Warranty



discrete light  
source



**BJCP1418** **NOW: £95.00**  
**Size (mm):** Ø 280 ↓ 420-1400  
**Lamp:** 1 x Integral LED 8W, 200lm  
**Colour:** Matt Grey/White



latest design &  
colour finish

**BJCP2418** **NOW: £119.00**  
**Size (mm):** Ø 350 ↓ 490-1470  
**Lamp:** 1 x Integral LED 10W, 250lm  
**Colour:** Matt Grey/White

KATE

The triangular cut-outs of this pendant range form a three dimensional diamond construct. It's integral 3700K LED's sit within an opal diffuser around the inside of the open ring at the bottom of the hanging shape. This open feature creates a halo of light beneath which also disperses to illuminate the diamond shape producing a riveting effect.

**Range Characteristics:**  
3 Distinct Shapes  
Rare Polished Brass Finish  
Geometric Based Design



**BJCP2917 NOW: £60.00**  
**Size (mm):** Ø 210 ↑ 375–1375  
**Lamp:** 1 x E27 60W  
**Colour:** Polished Brass



**BJCP4917 NOW: £76.00**  
**Size (mm):** Ø 400 ↑ 250–1250  
**Lamp:** 1 x E27 60W  
**Colour:** Polished Brass

*geometrical design*



**BJCF3917 NOW: £76.00**  
**Size (mm):** Ø 400 ↑ 200  
**Lamp:** 1 x E27 60W  
**Colour:** Polished Brass

## MILLION

A body of open triangular and diamond shapes are tiled together to create a prismatic optical illusion around the E27 lampholder. The traditional polished brass finish ensures this range can be used to enhance the character and eye-catching design of a rustic or contemporary setting with optimum illumination.



**BJCP0317 NOW: £65.00**  
**Size (mm):** Ø 160 ↑ 340–1340  
**Lamp:** 1 x E27 60W  
**Colour:** Antique Brass



**BJCP1317 NOW: £85.00**  
**Size (mm):** Ø 250 ↑ 430–1430  
**Lamp:** 1 x E27 60W  
**Colour:** Antique Brass



**BJCP2317 NOW: £100.00**  
**Size (mm):** Ø 260 ↑ 555–1555  
**Lamp:** 1 x E27 60W  
**Colour:** Antique Brass

## FRACTURE

The open areas of these single pendants form an uninhibited ambient distribution. Numerous different irregular shapes form the metal framework in black nickel or antique brass producing an overall acorn shape with a distinctive narrow angled point. Available in three sizes these E27 pendants are sure to complement a modern edgy setting.



Range Characteristics:  
2 Colour Options  
3 Distinct Sizes  
Random Unique Design



**BJCP8317 NOW: £68.00**  
Size (mm): Ø 160 ↓ 340–1340  
Lamp: 1 x E27 60W  
Colour: Black Nickel



**BJCP0617 NOW: £100.00**  
Size (mm): Ø 260 ↓ 555–1555  
Lamp: 1 x E27 60W  
Colour: Black Nickel

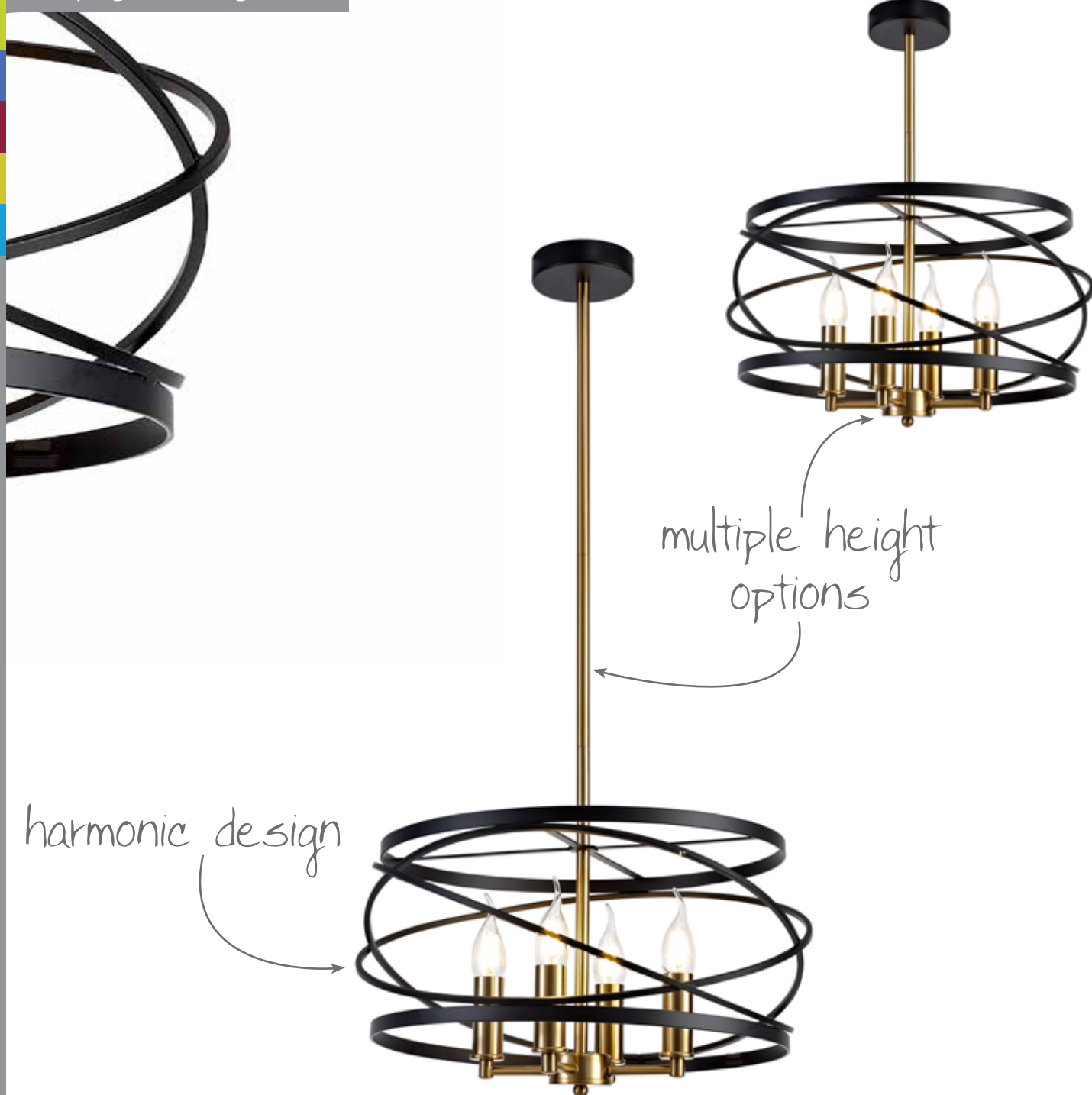
unique design  
on each side



**BJCP9517 NOW: £85.00**  
Size (mm): Ø 250 ↓ 430–1430  
Lamp: 1 x E27 60W  
Colour: Black Nickel

symmetry?  
not in this range!

Range Characteristics:  
Black/Gold Combination  
Various Height Options  
Sweeping Line Design



**BJCP1017** NOW: **£117.00**

**Size (mm):** Ø 435 ↑ 375–870

**Lamp:** 4 x E14 40W

**Colour:** Black/Satin Gold

# TWISTER

This intricately structured frame encircles the four E14 lampholders with overlapping angled rings. The chaotic positioning of this central feature is brought into order by the slightly wider, vertical rings positioned at the top and bottom of the frame producing a drum like shape overall.

This pendant emits a classical distinguished air .

Range Characteristics:  
Black/Gold Combination  
Double Sphere Concept  
2 Tone Ceiling Box

attention to  
detail



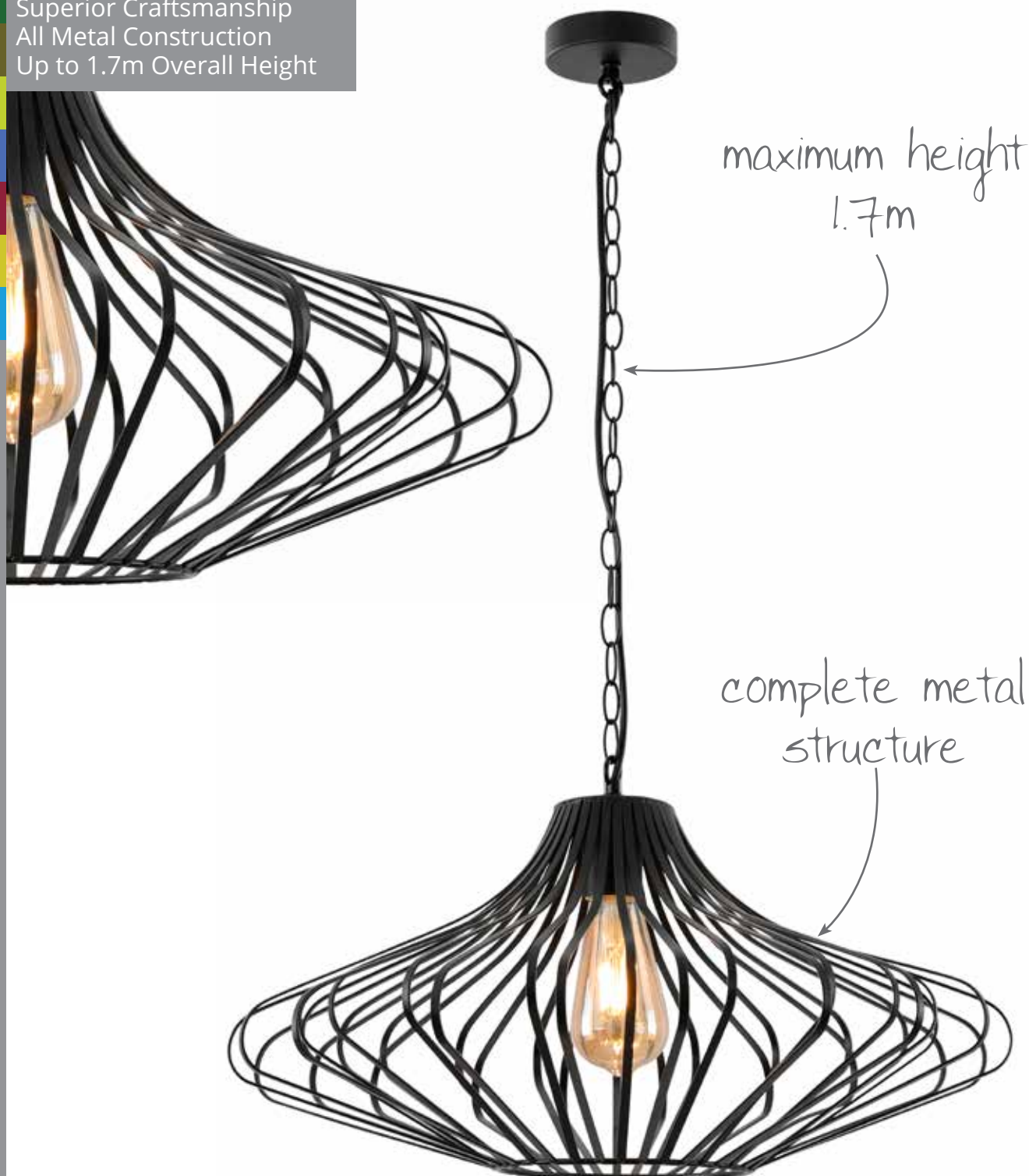
rich colour  
combination

**BJCP2287** **NOW: £94.00**  
**Size (mm):** Ø 400 ↑ 450-1433  
**Lamp:** 1 x E27 60W  
**Colour:** Black/Satin Gold

HANCOCK

This pendant is most suitable for use in a traditional setting with its rustic combination of black and satin gold colour finishes. The two larger black rings outline the frame whilst the smaller satin gold rings overlap within the centre to project an orbital illusion surrounding the E27 lampholder.

Range Characteristics:  
Superior Craftsmanship  
All Metal Construction  
Up to 1.7m Overall Height



**BJCP9107** **NOW: £83.00**  
**Size (mm):** Ø 510 ↑ 320–1720  
**Lamp:** 1 x E27 40W  
**Colour:** Matt Black

GEO

This E27 pendant has a distinctive design that will insert a modern atmosphere in any room setting. The wire like frame is manipulated and bent into narrow curves, fanned into a 3D shape around the lampholder. The matt black finish furthers the unique appeal of this exquisite singular fixture.



Range Characteristics:  
Great 3 in 1 Concept  
Black/Gold Combination  
Versatile Simple Design



**BJCP7657 NOW: £116.00**

**Size (mm):** Ø 430 ↑ 138/348/370-1410

**Lamp:** 1 x E27 60W

**Colour:** Black/Gold

3 versatile hanging  
methods



## MEMPHIS

This lone fitting is a 3 in 1 product that can be used as either a one light pendant, semi flush light or flush ceiling light. If this appealing circular design with black and gold colour finish is ideal for your desired room setting there is no need for concern regarding the drop in the size of the area due to its enhanced adaptability.

Range Characteristics:  
Black/Gold Combination  
Versatile Simple Design  
Great With Vintage Lamps



**BJCP0147 NOW: £47.00**  
Size (mm): ↗ 110 ↓ 350-1350 ↔ 200  
Lamp: 1 x E27 60W □  
Colour: Sand Gold/Matt Black



**BJWL2147 NOW: £66.00**  
Size (mm): ↓ 330 ↔ 200 ↗ 120  
Lamp: 1 x E27 60W  
Colour: Sand Gold/Matt Black



attention to  
detail

rich colour  
combination

**BJCP1147 NOW: £56.00**  
Size (mm): ↗ 110 ↓ 470-1470 ↔ 250  
Lamp: 1 x E27 60W □  
Colour: Sand Gold/Matt Black



**BJTL3147 NOW: £67.00**  
Size (mm): ↗ 130 ↓ 480 ↔ 200  
Lamp: 1 x E27 60W □  
Colour: Sand Gold/Matt Black

# NEUTRON

This range uses a minimal amount of framework to ensure the optimum amount of light is provided from the E27 lamp used, without compromising the unique and attractive design. The singular hoop around the lampholder is enhanced by the sand gold colour finish which perfectly offsets against the matt black plates and cable giving an art deco atmosphere.

Range Characteristics:  
3 Colour Options  
Gloss White Interior  
Up to 1.8m Height

matching ceiling cup



**BJCP7007 NOW: £54.00**

**Size (mm):** Ø 380 ↓ 320–1820

**Lamp:** 1 x E27 40W

**Colour:** Sand Grey/Satin Nickel/White



**BJCP4007 NOW: £54.00**

**Size (mm):** Ø 380 ↓ 320–1820

**Lamp:** 1 x E27 40W

**Colour:** Sand Black/Satin Nickel/White

satin nickel  
detail



**BJCP107 NOW: £54.00**

**Size (mm):** Ø 380 ↓ 320–1820

**Lamp:** 1 x E27 40W

**Colour:** Sand White/Satin Nickel/White

## DINER

A uniform bowl shape forming the this collection, provides ample shade for the downward directionality of light from the E27 lampholder which it houses. Their dome ceiling cups reflect the form of the metal shade's shape allowing a cohesive design.

**Range Characteristics:**

2 Colour Options  
Gloss White Interior  
Superior Gloss Exterior

high gloss  
finish

**BJCP8957 NOW: £132.00**

**Size (mm):** Ø 500 ↓ 265–1500

**Lamp:** 1 x E27 60W

**Colour:** Gloss White

50cm diameter

**BJCP7957 NOW: £132.00**

**Size (mm):** Ø 500 ↓ 265–1500

**Lamp:** 1 x E27 60W

**Colour:** Gloss Black/Gloss White

SLICK

A wide dispersal of light is offered by the large open shade on these single pendants. The gloss black and gloss white colour finishes transform a simplistic lighting format into a must have modern collection. The fittings can take a maximum 60W E27 lamp granting the usage of a range of lamps to suit your needs.



Range Characteristics:  
2 Size Options  
Black/Gold Combination  
Double Mesh Design



**BJCP3067** NOW: **£71.00**  
**Size (mm):** Ø 220 ↓ 280–1300  
**Lamp:** 1 x E27 60W  
**Colour:** Matt Black/Satin Gold

perforated  
metal mesh



**BJCP4067** NOW: **£82.00**  
**Size (mm):** Ø 280 ↓ 340–1330  
**Lamp:** 1 x E27 60W  
**Colour:** Matt Black/Satin Gold

## MESH

An urban, industrial tone is inspired by these single pendants. Available in a large or small version the overlapping cylindrical forms are composed from sheets of mesh metal pieces. The tall narrow inner cylinder is a satin gold finish and the contrasting outer ring is shorter with a matt black finish. Each pendant takes a maximum 60W E27 lamp.

**Range Characteristics:**

2 Exclusive Finishes

3 in 1 Concept

Versatile Simple Design



**BJCP5957 NOW: £112.00**  
**Size (mm):** Ø 300 ↓ 155/375/380-1420  
**Lamp:** 1 x E27 60W  
**Colour:** Wood Effect



3 versatile  
hanging methods

unique marble  
finish

**BJCP6957 NOW: £112.00**  
**Size (mm):** Ø 300 ↓ 155/375/380-1420  
**Lamp:** 1 x E27 60W  
**Colour:** Marble Effect


# DAPHNE

This modern single pendant design uses a smooth, round, shallow frame to hold the E27 lampholder providing substantial presence with its rare wood or marble effect finish without impeding the ambient illumination from the chosen lamp. This concept permits the maximum lighting output without compromising unique design.

Range Characteristics:  
3 Distinct Shapes  
Luxurious Polished Nickel  
Sweeping Lines Design



**BJCP5317** NOW: £69.00  
Size (mm): Ø 400 ↓ 220–1220  
Lamp: 1 x E27 60W  
Colour: Polished Nickel



**BJCP7317** NOW: £62.00  
Size (mm): Ø 250 ↓ 310–1310  
Lamp: 1 x E27 60W  
Colour: Polished Nickel

*gentle curves of  
symmetry*



**BJCP6317** NOW: £57.00  
Size (mm): Ø 180 ↓ 410–1410  
Lamp: 1 x E27 60W  
Colour: Polished Nickel

## PHONO

This range hosts a trio of traditional pendants with distinctly varied shapes. Their composition of hollow diamonds encircle the single E27 lampholder of each fitting. This structure is available as either an elliptical sphere, curved cylinder or sphere shape, to suit your personal preference.



sleek ceiling  
cup



substantial  
spherical crystal



**BJCP8437** NOW: £269.00  
Size (mm): Ø 330 ↓ 300–2300  
Lamp: 3 x Integral LED 5W, 268lm  
Colour: Polished Chrome/Clear/Frosted

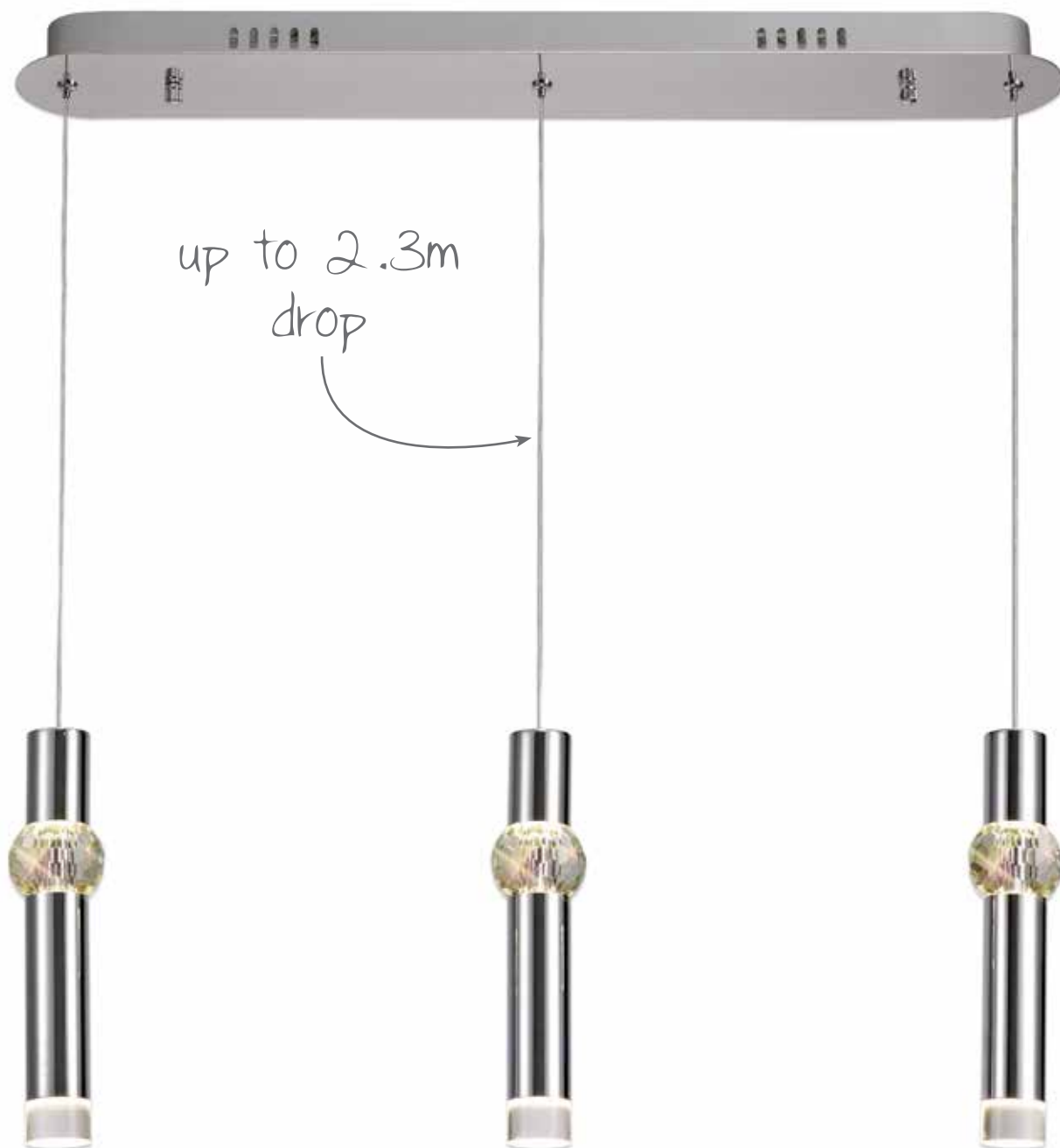
**BJCP6437** NOW: £98.00  
Size (mm): Ø 60 ↓ 400–2460  
Lamp: 1 x Integral LED 5W, 118lm  
Colour: Polished Chrome/Clear/Frosted

## METEOR

These pendants offer a sleek and modern design that creates a futuristic aura with their slim polished chrome tubes. The integral LEDs emit a warm light filtered through the clear acrylic section at the bottom of each cylinder and the substantial spherical crystal sphere which produces spectral patterns with its faceted cut.



Range Characteristics:  
3000K Warm White  
Not Dimmable  
3 Years Warranty



**BJCP7437 NOW: £266.00**

**Size (mm):** ↗ 100 ↕ 320–2320 ↔ 710

**Lamp:** 3 x Integral LED 5W, 304lm

**Colour:** Polished Chrome/Clear/Frosted

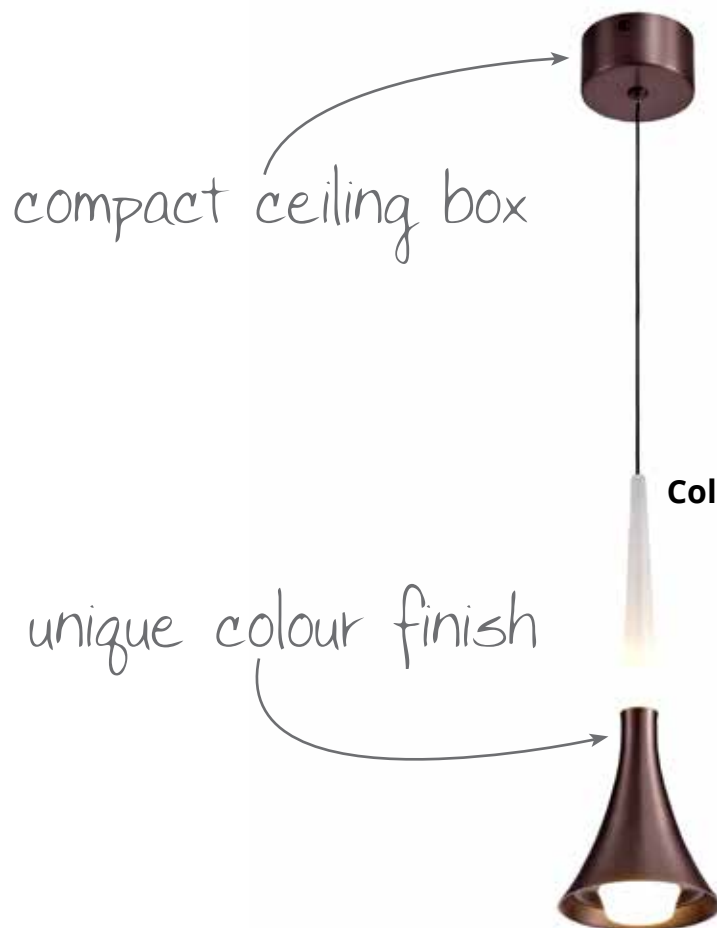


dual light  
source

**BJCP3617** **NOW: £250.00**  
**Size (mm):** Ø 350 ↑ 360–2350  
**Lamp:** 3 x Integral LED 5W, 447lm  
**Colour:** Satin Brown/Frosted White/Frosted

BUGLE

A collection of sleek pendants, the modern flared cone shape creates a funnel effect enhancing the light emitted from the integral 3000K LEDs. The satin brown colour finish of the metal framework provides a more adaptable option for neutral room settings where a warmer feature is required, without compromising the benefits of modern LED technology.



**Range Characteristics:**  
3000K Warm White  
Not Dimmable  
3 Years Warranty

**BJCP1617 NOW: £90.00**  
**Size (mm):** Ø 100 ↓ 360–2355  
**Lamp:** 1 x Integral LED 5W, 213lm  
**Colour:** Satin Brown/Frosted White/Frosted

up to 2.3m  
drop



**BJCP2617 NOW: £250.00**  
**Size (mm):** ↗ 100 ↓ 370–2350 ↔ 800  
**Lamp:** 3 x Integral LED 5W, 431lm  
**Colour:** Satin Brown/Frosted White/Frosted



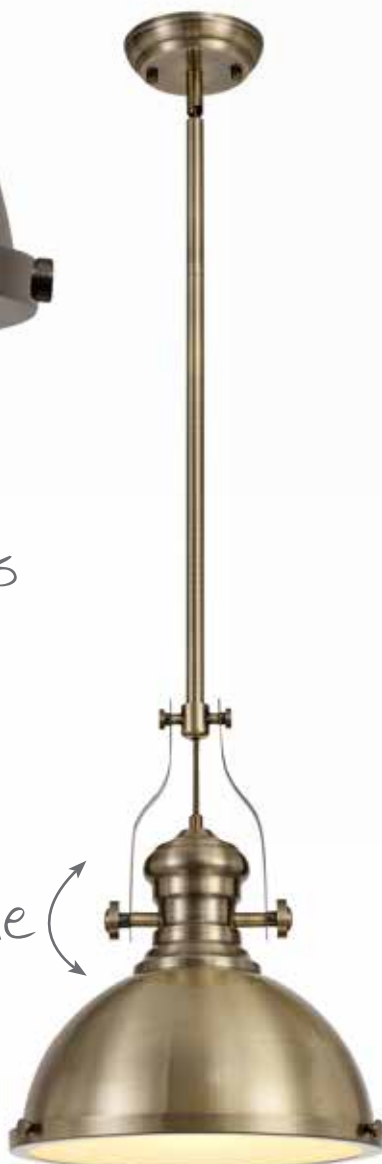
frosted glass

self levelling



**BJCP3017** **NOW: £165.00**  
**Size (mm):** Ø 340 ↑ 470-1640  
**Lamp:** 1 x E27 60W  
**Colour:** Polished Nickel/Frosted

adjustable



**BJCP2017** **NOW: £165.00**  
**Size (mm):** Ø 340 ↑ 470-1640  
**Lamp:** 1 x E27 60W  
**Colour:** Antique Brass/Frosted

# WAREHOUSE

This ranges unique shapes project a modern ambience which is partnered with traditional colour finishes to create a more contemporary collection. The shallow dish forms shade the light emitted from the E27 lampholders and its distinctive inimitability produces a prominent feature in its given space.



Range Characteristics:  
2 Colour Options  
Various Height Options  
Metal Shade/Glass Cover



**BJCP4017 NOW: £407.00**

**Size (mm):** ↗ 340 ↓ 860-1880 ↔ 1250

**Lamp:** 3 x E27 60W

**Colour:** Antique Brass/Frosted

detachable rim



**BJCP5017 NOW: £407.00**

**Size (mm):** ↗ 340 ↓ 860-1880 ↔ 1250

**Lamp:** 3 x E27 60W

**Colour:** Polished Nickel/Frosted

multiple height options

**Range Characteristics:**

4 Colour Options  
Perfect Metallic Finish  
Effective Light Spill



**BJCP1067 NOW: £104.00**

**Size (mm):** Ø 350 ↓ 280–1500

**Lamp:** 1 x E27 60W

**Colour:** Gloss Coffee



**BJCP0067 NOW: £104.00**

**Size (mm):** Ø 350 ↓ 280–1500

**Lamp:** 1 x E27 60W

**Colour:** Copper



**BJCP9957 NOW: £104.00**

**Size (mm):** Ø 350 ↓ 280–1500

**Lamp:** 1 x E27 60W

**Colour:** Satin Nickel

flawless finish



**BJCP2067 NOW: £104.00**

**Size (mm):** Ø 350 ↓ 280–1500

**Lamp:** 1 x E27 60W

**Colour:** Antique Bronze

VIBE

These frames are formed from a larger dome shape and a shallow dish both positioned in different directions to outline the shape of a serving bowl. The slim diffuser where each piece meets has been added to give a soft halo of light in-between both shapes projected from the E27 lampholder which dispels the main source of light from the larger open shade.

#### Range Characteristics:

2 Distinct Shapes  
Geometrical Design  
1m Black Fabric Cable



**BJCP3317** NOW: £56.00  
**Size (mm):** Ø 260 ↓ 300–1300  
**Lamp:** 1 x E27 60W  
**Colour:** Antique Copper/Black



geometrical design



**BJCP4317** NOW: £70.00  
**Size (mm):** Ø 360 ↓ 255–1250  
**Lamp:** 1 x E27 60W  
**Colour:** Antique Copper/Black

## MOSCOW

With geometric shapes and form, this range includes two pendants finished in a stunning antique copper, ideal for use within a traditional atmosphere or even to bring a touch of contemporary ambience to a modern space. The wired format of the metalwork allows an open uninhibited dispersal of light from the E27 lampholder.



**BJSL3417 & BJAC4417**



**BJSL3417 & BJAC5417**

colour finishes &  
effects shown for  
illustration purposes  
only

## GRAFFITI

This industrial collection can be applied to a domestic or commercial setting. The secure surface mount base hosts the GU10 lampholders in both the one and two light versions. The standard colour finish is white but the gypsum material allows for the product to be painted in the consumer's chosen colour to better comply with the theme of the room setting.







**BJSL9317 & BJAC2417**

how creative can you be?

endless possibilities!



**BJSL9317 & BJAC1417**



**BJSL9317 & BJAC0417**



surface mounted



**BJSL9317** **NOW: £24.00**  
**Size (mm):** ↗ 100 ↓ 150 ↔ 100  
**Lamp:** 1 x GU10 25W □  
**Colour:** White Paintable

GRAFFITI

This industrial collection can be applied to a domestic or commercial setting. The secure surface mount base hosts the GU10 lampholders in both the one and two light versions. The standard colour finish is white but the gypsum material allows for the product to be painted in the consumer's chosen colour to better comply with the theme of the room setting.

Range Characteristics:  
Magnetic Faceplates  
Smooth Paintable Base  
Versatile Surface Mount



**BJAC0417 NOW: £19.00**  
Size (mm): ↗ 75 ↓ 120 ↔ 90  
Colour: Matt White



**BJAC1417 NOW: £19.00**  
Size (mm): ↗ 75 ↓ 120 ↔ 90  
Colour: Matt Black



**BJAC2417 NOW: £36.00**  
Size (mm): ↗ 75 ↓ 120 ↔ 90  
Colour: Polished Chrome

metal inserts



colour coordinate  
as required




**BJSL3417** **NOW: £37.00**  
**Size (mm):** ↗ 100 ↘ 150 ↔ 180  
**Lamp:** 1 x GU10 25W □  
**Colour:** White Paintable

GRAFFITI

This industrial collection can be applied to a domestic or commercial setting. The secure surface mount base hosts the GU10 lampholders in both the one and two light versions. The standard colour finish is white but the gypsum material allows for the product to be painted in the consumer's chosen colour to better comply with the theme of the room setting.



Range Characteristics:  
Magnetic Faceplates  
Smooth Paintable Base  
Versatile Surface Mount



**BJAC4417 NOW: £29.00**  
Size (mm): ↗ 75 ↓ 120 ↔ 170  
Colour: Matt White



**BJAC5417 NOW: £29.00**  
Size (mm): ↗ 75 ↓ 120 ↔ 170  
Colour: Matt Black



**BJAC6417 NOW: £45.00**  
Size (mm): ↗ 75 ↓ 120 ↔ 170  
Colour: Polished Chrome



magnetic contact



**BJSL9317 & BJAC2417**



**BJSL9317 & BJAC0417**



**BJSL9317 & BJAC1417**

standard combinations



**BJSL3417 & BJAC6417**



screwless faceplate



**BJSL3417 & BJAC5417**



**BJSL3417 & BJAC4417**

standard  
combinations



polished chrome  
detail



**BJCP5177 NOW: £88.00**  
**Size (mm):** Ø 180 ↓ 250–1270  
**Lamp:** 1 x E27 40W □  
**Colour:** White Paintable

**BJCP6717 NOW: £101.00**  
**Size (mm):** Ø 160 ↓ 370–1870  
**Lamp:** 1 x E27 40W □  
**Colour:** White Paintable/Polished Chrome



PAINT



This is a selection of downlights, wall lamps and two single pendants that have been specified for use in both industrial and domestic settings. The most highly appealing feature of this collection is the white gypsum finish which is paintable making the fixtures adaptable to specific needs and taste.



Range Characteristics:  
Comprehensive Range  
Smooth Paintable Surface  
Versatile Surface Mount

any colour, any design,  
you choose



**BJWL3177 NOW: £77.00**  
**Size (mm):** ↓ 255 ↔ 200 ↔ 125  
**Lamp:** 1 x G9 33W  
**Colour:** White Paintable




**BJWL4177 NOW: £62.00**  
**Size (mm):** ↓ 130 ↔ 150 ↔ 130  
**Lamp:** 1 x G9 33W  
**Colour:** White Paintable



**BJWL5717 NOW: £56.00**  
**Size (mm):** ↓ 120 ↔ 200 ↔ 88  
**Lamp:** 1 x G9 33W  
**Colour:** White Paintable



**BJWL4717 NOW: £104.00**  
**Size (mm):** ↓ 300 ↔ 100 ↔ 128  
**Lamp:** 1 x Integral LED 4.5W, 270lm  
**Colour:** White Paintable



anti-glare



**BJSL8617** **NOW: £19.00**

**Size (mm):** ↗ 120 ↕ 45 ↔ 120

**Lamp:** 1 x GU10 35W ☐

**Colour:** White Paintable



trimless



**BJSL9617** **NOW: £14.00**

**Size (mm):** ↗ 100 ↕ 29 ↔ 160

**Lamp:** 1 x GU10 35W ☐

**Colour:** White Paintable



**BJSL0717** **NOW: £14.00**

**Size (mm):** ↗ 100 ↕ 29 ↔ 160

**Lamp:** 1 x GU10 35W ☐

**Colour:** White Paintable



paintable

PAINT

This is a selection of downlights, wall lamps and two single pendants that have been specified for use in both industrial and domestic settings. The most highly appealing feature of this collection is the white gypsum finish which is paintable making the fixtures adaptable to specific needs and taste.



adjustable depth

**Range Characteristics:**  
 Recessed Ceiling/Wall  
 Smooth Paintable Surface  
 Perfect Trimless Finish



paintable

**BJWL1717 NOW: £61.00**

**Size (mm):** ↗ 100 ↓ 250 ↔ 73

**Lamp:** 1 x GU10 35W □

**Colour:** White Paintable



**BJWL2717 NOW: £71.00**

**Size (mm):** ↗ 100 ↓ 350 ↔ 73

**Lamp:** 1 x GU10 35W □

**Colour:** White Paintable



**BJWL3717 NOW: £84.00**

**Size (mm):** ↗ 100 ↓ 450 ↔ 73

**Lamp:** 1 x GU10 35W □

**Colour:** White Paintable



Range Characteristics:  
Unique Crystal Content  
Avant Garde Design  
Numerous Possibilities



**BJLS5627** **NOW: £129.00**

**Size (mm):** Ø 310 ↓ 175

**Colour:** Grey/White/Black/Clear




crystal detail

**BJLS6627** **NOW: £175.00**

**Size (mm):** Ø 400 ↓ 200

**Colour:** Grey/White/Black/Clear



mix, match,  
create



**BJWL7627** **NOW: £118.00**

**Size (mm):** ↓ 170 ↔ 315 ↳ 140

**Lamp:** 2 x E14 40W

**Colour:** Grey/White/Black/Clear

AZTEC

The vintage effect of the Tiffany glass is interpreted to reflect Aztec artistic creations with the shapes and positioning of the glass pieces being furthered by the shape of the shade itself. Giving this range a subtle modern edge the shades are embedded with clear crystal pieces in keeping with the monochrome palette of coloured glass.



Range Characteristics:  
Unique Crystal Content  
Amber/Cream Design  
Numerous Possibilities



**BJLS9527 NOW: £103.00**  
Size (mm): Ø 305 ↓ 150  
Colour: Amber/Cream/Black/Clear



crystal detail



**BJLS0627 NOW: £174.00**  
Size (mm): Ø 410 ↓ 185  
Colour: Amber/Cream/Black/Clear



**BJWL1627 NOW: £112.00**  
Size (mm): ↓ 160 ↔ 310 ↳ 140  
Lamp: 2 x E14 40W  
Colour: Amber/Cream/Black/Clear

*Hand  
Crafted*

HITCHCOCK

The stylish fanned effect of these attractive Tiffany shades offer a uniform symmetry. The traditional Tiffany design, which has outlasted countless modern trends has been maintained with the suitable cream and amber colour finish. The non-electric shades can be used with pendants, ceiling and table lamps.



**BJTL3127 NOW: £52.00**

**Size (mm):** Ø 150 ↑ 300

**Lamp:** 1 x E14 25W □

**Colour:** Beige/Black/Gold/Clear



*Hand  
Crafted*

**BJWL9727 NOW: £98.00**

**Size (mm):** ↓ 165 ↔ 300 ↗ 150

**Lamp:** 2 x E14 40W

**Colour:** Beige/Black/Clear

HONEY



This Tiffany collection is a harmonious balance of old and new. The domed shades, assembled from beige sheened glass shapes and black outlines are adorned with multiple clear crystal tear drops. This not only ensures a muted homely ambience of light but also dazzling points of sparkle.

Range Characteristics:  
Unique Crystal Content  
Pearl Effect Design  
Numerous Possibilities



**BJLS7727 NOW: £96.00**

**Size (mm):** Ø 295 ↑ 180

**Colour:** Beige/Black/Clear

crystal detail



**BJLS8727 NOW: £173.00**

**Size (mm):** Ø 400 ↑ 220

**Colour:** Beige/Black/Clear


50cm diameter



**BJLS0827 NOW: £236.00**

**Size (mm):** Ø 500 ↑ 250

**Colour:** Beige/Black/Clear



mix, match,  
create





**BJLS8627 NOW: £137.00**

**Size (mm):** Ø 310 ↓ 160

**Colour:** Orange/Blue/Black/Amber




**BJWL0727 NOW: £114.00**

**Size (mm):** ↓ 165 ↔ 320 → 155

**Lamp:** 2 x E14 40W

**Colour:** Orange/Blue/Black/Amber

crystal detail



mix, match,  
create



**BJLS9627 NOW: £214.00**

**Size (mm):** Ø 410 ↓ 210

**Colour:** Orange/Blue/Black/Amber

# DRAGONFLY

This stunning Tiffany glass design features the classic dragonfly form, effortlessly fashioned into the overall mosaic collection of Tiffany glass pieces. Reinterpreting an old-fashioned concept, additional crystal pieces have been inserted into the glass shades providing a touch of modern sparkle and elegance.



Range Characteristics:  
Unique Crystal Content  
Traditional Dragonfly  
Numerous Possibilities



**BJLS1727 NOW: £132.00**  
**Size (mm):** Ø 310 ↑ 160  
**Colour:** Purple/Pink/Black/Red

crystal detail



**BJWL3727 NOW: £113.00**  
**Size (mm):** ↑ 165 ↔ 320 ↳ 155  
**Lamp:** 2 x E14 40W  
**Colour:** Purple/Pink/Black/Red



**BJLS2727 NOW: £196.00**  
**Size (mm):** Ø 410 ↑ 210  
**Colour:** Purple/Pink/Black/Red

*Hand  
Crafted*



**BJLS2527 NOW: £91.00**  
**Size (mm):** Ø 295 ↑ 160  
**Colour:** Grey/Cream/Black/Clear

crystal detail



**BJTL4327 NOW: £52.00**  
**Size (mm):** Ø 150 ↑ 300  
**Lamp:** 1 x E14 25W □  
**Colour:** White/Grey/Clear/Black/Gold



**BJWL4527 NOW: £96.00**  
**Size (mm):** ↓ 175 ↔ 305 ↔ 150  
**Lamp:** 2 x E14 40W  
**Colour:** Grey/Cream/Black/Clear



**BJLS3527 NOW: £150.00**  
**Size (mm):** Ø 405 ↑ 175  
**Colour:** Grey/Cream/Black/Clear

*Hand  
Crafted*

PARLOUR

This range uses a traditional Tiffany shade but with a modern twist. The fanned feather shapes forming the umbrella glass is mostly cream coloured with the curved tips of each point available in various colours. The modern component takes the form of small clear crystal pieces fixed on alternating points of the shades rim furthering the ranges regal appeal.



Range Characteristics:  
Unique Crystal Content  
Vibrant Green Finish  
Numerous Possibilities



**BJTL5227 NOW: £52.00**

**Size (mm):** Ø 150 ↑ 300

**Lamp:** 1 x E14 25W □

**Colour:** Cream/Green/Clear/Black/Gold

all 30cm tiffany shades  
supplied with reducing ring



**BJLS0427 NOW: £91.00**

**Size (mm):** Ø 295 ↑ 160

**Colour:** Green/Cream/Black/Clear




crystal detail

**BJLS2427 NOW: £96.00**

**Size (mm):** ↑ 175 ↔ 305 ↗ 150

**Lamp:** 2 x E14 40W

**Colour:** Green/Cream/Black/Clear



mix, match,  
create



**BJLS1427 NOW: £150.00**

**Size (mm):** Ø 405 ↑ 175

**Colour:** Green/Cream/Black/Clear



**BJLS3427 NOW: £91.00**

**Size (mm):** Ø 295 ↑ 160

**Colour:** Amber/Cream/Black/Clear




**BJTL1327 NOW: £52.00**

**Size (mm):** Ø 150 ↑ 300

**Lamp:** 1 x E14 25W □

**Colour:** Cream/Brown/Clear/Black/Gold



*mix, match,  
create*



**BJWL5427 NOW: £96.00**

**Size (mm):** ↓ 175 ↔ 305 ↗ 150

**Lamp:** 2 x E14 40W

**Colour:** Amber/Cream/Black/Clear



**BJLS4427 NOW: £150.00**

**Size (mm):** Ø 405 ↑ 175

**Colour:** Amber/Cream/Black/Clear

*crystal detail*

## PARLOUR

This range uses a traditional Tiffany shade but with a modern twist. The fanned feather shapes forming the umbrella glass is mostly cream coloured with the curved tips of each point available in various colours. The modern component takes the form of small clear crystal pieces fixed on alternating points of the shades rim furthering the ranges regal appeal.



Range Characteristics:  
Unique Crystal Content  
Deep Blue Finish  
Numerous Possibilities



**BJTL3327 NOW: £52.00**

**Size (mm):** Ø 150 ↑ 300

**Lamp:** 1 x E14 25W □

**Colour:** Cream/Blue/Clear/Black/Gold



**BJLS9427 NOW: £91.00**

**Size (mm):** Ø 295 ↑ 160

**Colour:** Blue/Cream/Black/Clear



crystal detail

**BJWL1527 NOW: £96.00**

**Size (mm):** ↓ 175 ↔ 305 ↔ 150

**Lamp:** 2 x E14 40W

**Colour:** Blue/Cream/Black/Clear

*Hand  
Crafted*



**BJLS0527 NOW: £150.00**

**Size (mm):** Ø 405 ↑ 175

**Colour:** Blue/Cream/Black/Clear

Range Characteristics:  
Unique Crystal Content  
Warm Amber Finish  
Numerous Possibilities

*Hand  
Crafted*



**BJTL2327 NOW: £52.00**

**Size (mm):** Ø 150 ↓ 300

**Lamp:** 1 x E14 25W □

**Colour:** Cream/Red/Clear/Black/Gold



**BJLS6427 NOW: £97.00**

**Size (mm):** Ø 295 ↓ 160

**Colour:** Red/Cream/Black/Clear

*crystal detail*



**BJWL8427 NOW: £101.00**

**Size (mm):** ↓ 175 ↔ 305 ↳ 150

**Lamp:** 2 x E14 40W

**Colour:** Red/Cream/Black/Clear



**BJLS47427 NOW: £155.00**

**Size (mm):** Ø 405 ↓ 175

**Colour:** Red/Cream/Black/Clear

PARLOUR

This range uses a traditional Tiffany shade but with a modern twist. The fanned feather shapes forming the umbrella glass is mostly cream coloured with the curved tips of each point available in various colours. The modern component takes the form of small clear crystal pieces fixed on alternating points of the shades rim furthering the ranges regal appeal.



**BJLS4727 NOW: £120.00**

**Size (mm):** Ø 310 ↓ 160

**Colour:** Blue/Black/Amber/Grey/Clear



**Range Characteristics:**  
Large Crystal Content  
Deep Blue Finish  
Numerous Possibilities

crystal detail



**BJLS5727 NOW: £167.00**

**Size (mm):** Ø 410 ↓ 210

**Colour:** Blue/Black/Amber/Grey/Clear




**BJWL6727 NOW: £100.00**

**Size (mm):** ↓ 165 ↔ 320 → 155

**Lamp:** 2 x E14 40W

**Colour:** Blue/Black/Amber/Grey/Clear



mix, match,  
create

# ATLANTIS

These stunning Tiffany pieces blend the best of traditional designs with high quality crystal components to enhance a vintage concept to better suit more modern settings. The decorative crystal embellishment creates a stunning effect without compromising the proven timeless appeal that Tiffany glass and its composition provides.





**BJCF0927 NOW: £42.00**  
**Size (mm):** Ø 145 ↓ 120  
**Lamp:** 2 x E27 60W  
**Colour:** Aged Antique Brass



**BJAC8927 NOW: £12.00**  
**Size (mm):** Ø 60 ↓ 140  
**Colour:** Aged Antique Brass

*consistent  
colour finish*



**BJCF1927 NOW: £52.00**  
**Size (mm):** Ø 170 ↓ 380  
**Lamp:** 3 x E27 60W  
**Colour:** Aged Antique Brass



**BJCP2927 NOW: £76.00**  
**Size (mm):** Ø 170 ↓ 770-1470  
**Lamp:** 2 x E27 60W  
**Colour:** Aged Antique Brass



**BJCP3927 NOW: £85.00**  
**Size (mm):** Ø 170 ↓ 930-1630  
**Lamp:** 3 x E27 60W  
**Colour:** Aged Antique Brass

DECO

This collection provides a wide range of unadorned pendants, semi ceiling, wall, table and floor lamps to use in conjunction with our wide range of Tiffany shades allowing you to create your own bespoke designs and fixtures. The aged colour finishes are in keeping with the traditional ambience reflected from classic Tiffany glass shades.



Range Characteristics:  
Consistent Aged Finish  
Best Quality Components  
Create 100s Of Products

all ceiling kits are  
designed to work  
with all shades




**BJCP7827 NOW: £35.00**  
**Size (mm):** Ø 135 ↓ 200–1200  
**Lamp:** 1 x E27 60W  
**Colour:** Aged Antique Brass

concealed  
lamp holders



**BJCP9827 NOW: £56.00**  
**Size (mm):** Ø 170 ↓ 300–1300  
**Lamp:** 3 x E27 60W  
**Colour:** Aged Antique Brass



mix, match,  
create



**BJCP8827 NOW: £47.00**  
**Size (mm):** Ø 170 ↓ 300–1300  
**Lamp:** 2 x E27 60W  
**Colour:** Aged Antique Brass



perfect for 30cm  
diameter shades

**BJTL1827 NOW: £59.00**

**Size (mm):** Ø 165cm ↑ 480

**Lamp:** 1 x E27 60W ☐

**Colour:** Aged Antique Brass



metal bases



**BJTL2827 NOW: £62.00**

**Size (mm):** Ø 155 ↑ 475

**Lamp:** 1 x E27 60W ☐

**Colour:** Aged Antique Brass

**BJTL3827 NOW: £65.00**

**Size (mm):** Ø 160 ↑ 480

**Lamp:** 1 x E27 60W ☐

**Colour:** Aged Antique Brass



perfect for  
40cm shades

**BJTL4827 NOW: £83.00**

**Size (mm):** Ø 190 ↑ 560

**Lamp:** 2 x E27 60W □

**Colour:** Aged Antique Brass



**BJTL5827 NOW: £86.00**

**Size (mm):** Ø 190 ↑ 560

**Lamp:** 2 x E27 60W □

**Colour:** Aged Antique Brass

protected lamp  
holders




**BJTL6827 NOW: £97.00**

**Size (mm):** Ø 170 ↑ 525

**Lamp:** 2 x E27 60W □

**Colour:** Aged Antique Brass



mix, match,  
create

**Range Characteristics:**  
Consistent Aged Finish  
Best Quality Components  
Create 100s Of Products

Range Characteristics:  
Consistent Aged Finish  
Best Quality Components  
Create 100s Of Products

perfect for 40cm  
& 50cm shades

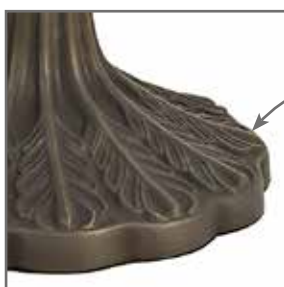


**BJFL5927 NOW: £187.00**

**Size (mm):** Ø 270 ↑ 1600

**Lamp:** 2 x E27 60W ☐

**Colour:** Aged Antique Brass



intricate detail



**BJFL6927 NOW: £180.00**

**Size (mm):** Ø 290 ↑ 1600

**Lamp:** 2 x E27 60W ☐

**Colour:** Aged Antique Brass




**BJFL9427 NOW: £190.00**

**Size (mm):** Ø 295 ↑ 1575

**Lamp:** 2 x E27 60W ☐

**Colour:** Aged Antique Brass



mix, match,  
create



Range Characteristics:  
Large Crystal Content  
Traditional Dragonfly  
4 Colour Options



**BJLS5527 NOW: £83.00**  
Size (mm): Ø 350 ↓ 150  
Colour: Red/Cream/Black/Clear

crystal detail

supplied with  
reducing ring



**BJLS7527 NOW: £79.00**  
Size (mm): Ø 350 ↓ 150  
Colour: Green/Cream/Black/Clear



**BJLS6527 NOW: £79.00**  
Size (mm): Ø 350 ↓ 150  
Colour: Rich Blue/Cream/Black/Clear

*Hand  
Crafted*



**BJLS8527 NOW: £79.00**  
Size (mm): Ø 350 ↓ 150  
Colour: Amber/Cream/Black/Clear

## ROME

A classically traditional Tiffany shade collection, this range pairs primary colours with a more neutral cream to create a balanced combination of beautiful Tiffany glass. The familiar dragonfly pattern is slightly modernised with the clear crystal pieces in place of the more expected glass drops adding a touch of sparkle for a new age.



**BJLS0627 & BJCP9827**



**BJLS9627 & BJFL9427**



**BJLS1727 & BJTL3827**



**BJLS8727 & BJCF1927**

*Hand  
Crafted*



**BJLS5727 & BJCP3927**



**BJLS6627 & BJTL6827**




**BJLS0427 & BJCP7827**



**BJLS47427 & BJCF1927**

*endless combinations....*







**BJLS5327 NOW: £86.00**

**Size (mm):** Ø 350 ↓ 140

**Colour:** Red/Cream/Aged Antique Brass/Clear



2 in 1 can also be  
suspended without the trim



**BJLS6327 NOW: £83.00**

**Size (mm):** Ø 350 ↓ 140

**Colour:** Beige/Cream/Aged Antique Brass/Clear

*Hand  
Crafted*

SUNBURST

A classic traditional range offering the best of Tiffany glass designs in the form of a 35cm uplighter shade. Available in an array of colour options, this non-electric shade brings its design into the modern era by implementing a dazzling clear crystal centre, inserting an attractive spectrum complementing the warm glow provided by the unique glass shapes.





Range Characteristics:  
Unique Crystal Content  
2 Possibilities From 1 Item  
5 Colour Options



**BJLS7327 NOW: £83.00**

**Size (mm):** Ø 350 ↓ 140

**Colour:** Green/Cream/Aged Antique Brass/Clear



crystal detail



**BJLS8327 NOW: £83.00**

**Size (mm):** Ø 350 ↓ 140

**Colour:** Rich Blue/Cream/Aged Antique Brass/Clear



latest colour finish:  
satin nickel & grey



**BJLS9327 NOW: £83.00**

**Size (mm):** Ø 350 ↓ 140

**Colour:** Grey/White/Satin Nickel/Clear



TIFFANY

Range Characteristics:  
Unique Crystal Content  
Universal Neutral Design  
Cream/Brown Finish



**BJTL6227 NOW: £172.00**

**Size (mm):** Ø 300 ↑ 500

**Lamp:** 1 x E27 60W ☐

**Colour:** Brown/Cream/Aged Antique Brass/Clear

MARTINI

An aged antique brass table lamp furthers the vintage effect of this product with the decorative applicability of the lamp elevated by the dome shaped shade comprised of cream and brown Tiffany glass. A touch of sparkle enhances its appeal in the form of high quality clear crystal squares embedded at the point of each feathered pattern.

Images are not to scale



**Range Characteristics:**  
4 Colour/Design Options  
Unique Crystal Content  
Black Resin Base



**BJTL9927 NOW: £40.00**  
**Size (mm):** ↗ 125 ↓ 155 ↔ 130  
**Lamp:** 1 x E14 25W ☐  
**Colour:** Green/Red/Black/Clear



**BJTL0037 NOW: £40.00**  
**Size (mm):** ↗ 165 ↓ 125 ↔ 120  
**Lamp:** 1 x E14 25W ☐  
**Colour:** Blue/Pink/Black/Clear



**BJTL1037 NOW: £40.00**  
**Size (mm):** ↗ 125 ↓ 160 ↔ 130  
**Lamp:** 1 x E14 25W ☐  
**Colour:** Blue/Brown/Black/Clear

crystal detail



**BJTL2037 NOW: £40.00**  
**Size (mm):** ↗ 145 ↓ 145 ↔ 135  
**Lamp:** 1 x E14 25W ☐  
**Colour:** Red/Yellow/Blue/Black/Clear

*Hand  
Crafted*

## BUTTERFLY

This stunning collection of traditional butterfly table lamps are available in multiple colours and wing shapes in natural reflection of the living creatures. Created from classic Tiffany glass shapes and patterns, the colours available range from soft pale blues and pinks to vivid reds and greens.

Range Characteristics:  
Black/Gold Resin Base  
Sky Blue Finish  
Inine Switch



crystal detail

**BJTL6127 NOW: £52.00**

**Size (mm):** Ø 150 ↓ 300

**Lamp:** 1 x E14 25W ☐

**Colour:** White/Blue/Clear/Black/Gold

## POSIDON

This small table lamp, holds a traditional bubble umbrella style Tiffany shade. The vivid blue colour around the bottom of the shade creates contrast with the remaining white finish of the dome shape. Whilst standard Tiffany shades can often feature embedded glass pieces, this offers a more modern and eye-catching option with clear crystal squares in place of glass.

Range Characteristics:  
Black/Gold Resin Base  
Trending Grey Finish  
Inine Switch



crystal detail



*Hand  
Crafted*

**BJTL0327 NOW: £52.00**

**Size (mm):** Ø 150 ↓ 300

**Lamp:** 1 x E14 25W ☐

**Colour:** Cream/Grey/Clear/Black/Gold

## CHECKERS

In contrast with the commonly soft curved or triangular forms of glass tiled to form Tiffany, this lamp provides a more angled Aztec effect by using square and rectangular shapes within its shade. The neutral colour finishes are enhanced by the clear square crystal components found along the widest section of the glass.



crystal detail

**BJTL7127 NOW: £52.00**

**Size (mm):** Ø 150 ↑ 300

**Lamp:** 1 x E14 25W ☐

**Colour:** White/Grey/Clear/Black/Gold



**Range Characteristics:**

Black/Gold Resin Base

Trending Grey Finish

Inine Switch



## ART

The rim of this Tiffany shade is coated in the same textured black finish as the table lamp itself, ensuring the shade design flows seamlessly into the base effect. The black outlines of the alternating white and grey glass forms an intriguing pattern around the prism shade. Clear crystal along the edges has been used in place of the usual glass beads.

crystal detail

**BJTL4127 NOW: £52.00**

**Size (mm):** Ø 150 ↑ 300

**Lamp:** 1 x E14 25W ☐

**Colour:** Cream/Amber/Clear/Black/Gold



**Range Characteristics:**

Black/Gold Resin Base

Warm Amber/Gold Finish

Inine Switch




## AMBER

This table lamp is in keeping with antique Tiffany designs using neutral traditional cream and amber coloured glass. The base of the shade displays appealing patterns with amber glass offset against the cream background. Within the centre of the amber triquetra form there are clear crystal pieces to refract the light and add a touch of sparkle to this generally classic lamp.

Range Characteristics:  
3000K Warm White  
Not Dimmable  
3 Years Warranty

360° uniform  
illumination



**BJWL7737** NOW: £89.00


**Size (mm):** ↑ 50 ↔ 460 ↔ 95

**Lamp:** 2 x Integral LED 4W, 560lm □

**Colour:** Polished Chrome/Opal White

can be  
mounted in any  
direction

IP44



**BJWL8737** NOW: £107.00

**Size (mm):** ↑ 55 ↔ 610 ↔ 100

**Lamp:** 2 x Integral LED 6W, 840lm □

**Colour:** Polished Chrome/Opal White

CLEAR

This slim sleek design, available in two sizes, creates an unassuming wall lamp with optimum illumination. The high powered integral 3000K LEDs combined with the IP44 rating and polished chrome/opal white colour finish, make it an ideal over mirror bathroom light whilst the curved shape also enables the fixture to be used as a modern picture light.

Range Characteristics:  
3000K Warm White  
Not Dimmable  
3 Years Warranty

can be  
mounted in any  
direction

stunning twist  
design

**BJWL8837 NOW: £140.00**

**Size (mm):** ↓ 405 ↔ 80 ↔ 85

**Lamp:** 2 x Integral LED 5W, 700lm □

**Colour:** Polished Chrome/Opal White

360° uniform  
illumination

**BJWL9837 NOW: £252.00**

**Size (mm):** ↓ 750 ↔ 80 ↔ 85

**Lamp:** 2 x Integral LED 10W, 1400lm □

**Colour:** Polished Chrome/Opal White

IP44

## HELIX

Offering a creative design which is appealing when both illuminated and not, this IP44 wall lamp collection takes two opal white tubular diffusers and intertwines them to produce a twist shape. When paired with the polished chrome metal framework a modern fixture is designed to inventively project the integral 3000K LEDs.

Range Characteristics:  
2 Tone Colour Finish  
150mm Acrylic Ball  
Superior Quality

IP65

rubber cable

satin nickel  
detail

**BJOW2587 NOW: £139.00**

**Size (mm):** ↑ 385 ↔ 150 → 180

**Lamp:** 1 x E27 25W

**Colour:** Titanium Silver/Polished Chrome/Clear

**BJOP3587 NOW: £125.00**

**Size (mm):** Ø 150 ↑ 270–1270

**Lamp:** 1 x E27 25W

**Colour:** Titanium Silver/Polished Chrome/Clear

MARGO

This industrial design which combines satin nickel and polished chrome colour finishes presents a single pendant and wall lamp as well as a stylish 6 light festoon kit most popularly seen in bars and restaurants. The unexpected twist of this range is that each item is IP65 rated allowing you to bring a traditionally indoor feature outdoors.





5mm glass plate

**BJOW6287 NOW: £90.00**

**Size (mm):**  $\downarrow 80 \leftrightarrow 80 \mapsto 5$

**Lamp:** 1 x Integral LED 1.8W, 70lm

**Colour:** Black



IP65

**Range Characteristics:**

2 Colour Options

Superior Glass Fascia

Recessed Flush Fitting



**BJOW8287 NOW: £110.00**

**Size (mm):**  $\downarrow 80 \leftrightarrow 120 \mapsto 5$

**Lamp:** 1 x Integral LED 3.3W, 145lm

**Colour:** Black



**BJOW7287 NOW: £90.00**

**Size (mm):**  $\downarrow 80 \leftrightarrow 80 \mapsto 5$

**Lamp:** 1 x Integral LED 1.8W, 70lm

**Colour:** White

50mm recess depth



**BJOW9287 NOW: £110.00**

**Size (mm):**  $\downarrow 80 \leftrightarrow 120 \mapsto 5$

**Lamp:** 1 x Integral LED 3.3W, 145lm

**Colour:** White



## APATURE

Recessed wall lights are ideal for outdoor areas lighting pathways, pool areas or gardens without causing obstruction. These fashionable IP65 rated fixtures are formed with chic panes of black or white glass. The integral LEDs are set back at an angle to better direct the projection of light. Each colour is available in two sizes.

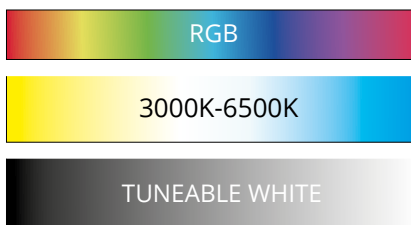
using a bathroom  
has never been so  
much fun!!



**BJIS2718** **NOW: £125.00**  
**Size (mm):** Ø 300 ↑ 140  
**Lamp:** 1 x Integral LED 22W, 1700lm  
**Colour:** White



IP44



ROSWELL

This unique collection of LED lights have an additional Bluetooth speaker which can be controlled with the remote control as well as a dedicated app. The integral LEDs are tuneable between 3000K-6500K and also have an RGB function. With the combination of all these fun modern characteristics this range is also IP44 rated.

Range Characteristics:  
RGB/3000-6500K/Speaker  
Dimmable - APP/Remote  
3yrs Warranty

IP44



**BJIS3718 NOW: £119.00**


**Size (mm):** Ø 260 ↑ 370-1370

**Lamp:** 1 x Integral LED 22W, 1700lm

**Colour:** White



high output  
20W speaker



**BJIS4718 NOW: £125.00**

**Size (mm):** Ø 300 ↑ 200-1200

**Lamp:** 1 x Integral LED 22W, 1700lm

**Colour:** White

### Range Characteristics:

3000K Warm White  
Not Dimmable  
3 Years Warranty



IP54



also  
available in  
dark grey  
see page 310



**BJOW6067** **NOW: £89.00**

**Size (mm):** ↓ 260 ↔ 60 → 65

**Lamp:** 2 x Integral LED 3W, 300lm

**Colour:** Polished Chrome/Opal White

## WAND

Available in either a dark grey or polished chrome colour finish the tubular form of these wall lights is reminiscent of metal piping with two embedded rings at either end. The integral 3000K LEDs give the fitting an extended longevity of use along with the durability of the fixtures given their IP54 rating making them suitable for outdoor use.

### Range Characteristics:

4000K Natural White  
Not Dimmable  
3 Years Warranty



can be  
mounted in any  
direction

IP44



**BJBW9807** **NOW: £68.00**

**Size (mm):** ↓ 50 ↔ 600 → 80

**Lamp:** 1 x Integral LED 14W, 1120lm

**Colour:** Polished Chrome/Opal White

## TUBE

This sleek tubular design is ideal for usage in bathrooms of any size. With an IP44 rating, the form inhabits a minimal area of space whilst still emitting a high powered 14W in a cool 4000K light, with an impressive lumen output. It's polished chrome frame and opal white diffuser effectively complement the modern effect of this wall lamp.





Range Characteristics:  
4000K Natural White  
Not Dimmable  
3 Years Warranty

adjustable

**BJBC2477 NOW: £107.00**

**Size (mm):** ↗ 210 ↓ 107 ↔ 210

**Lamp:** 4 x Integral LED 5W, 1700lm ☐

**Colour:** Polished Chrome/Opal White



IP44



**BJBW3477 NOW: £44.00**

**Size (mm):** ↓ 160 ↔ 65 ↗ 107

**Lamp:** 1 x Integral LED 5W, 415lm ☐

**Colour:** Polished Chrome/Opal White

perfect above a mirror



**BJBW4477 NOW: £90.00**

**Size (mm):** ↓ 76 ↔ 386 ↗ 107

**Lamp:** 3 x Integral LED 5W, 1275lm ☐

**Colour:** Polished Chrome/Opal White

## HELENA

This modern polished chrome range offers optimum movement of the integral LED spotlight heads. The round opal white shapes encase the 4000K LEDs giving the fixtures an IP44 rating which featured in conjunction with the bright white illumination create modern designs suitable for use in bathrooms.



uniform light output



**BIBC9207** **NOW: £134.00**

**Size (mm):** ↗ 596 ↓ 67 ↔ 596

**Lamp:** 4 x Integral LED 6W, 2210lm ☐

**Colour:** Polished Chrome/Opal White

IP44

STRIKE




The wall lights in this range are sleek and modern in design with an ambient light distribution being emitted from the integral 4000K LEDs. The polished chrome framework coupled with the opal white rectangular diffusers form a reliable IP44 rated range. The range also offers a flush ceiling light.

**Range Characteristics:**

4000K Natural White

Not Dimmable

3 Years Warranty



**BJBW6207 NOW: £62.00**  
**Size (mm):**  $\downarrow 65 \leftrightarrow 330 \rightarrow 100$   
**Lamp:** 1 x Integral LED 6W, 612lm  $\square$   
**Colour:** Polished Chrome/Opal White

adjustable, light  
can be directed  
downwards or  
towards you




**BJBW7207 NOW: £69.00**  
**Size (mm):**  $\downarrow 65 \leftrightarrow 486 \rightarrow 100$   
**Lamp:** 1 x Integral LED 12W, 1192lm  $\square$   
**Colour:** Polished Chrome/Opal White

uniform light  
output

  
IP44



**BJBW8207 NOW: £91.00**  
**Size (mm):**  $\downarrow 75 \leftrightarrow 627 \rightarrow 100$   
**Lamp:** 1 x Integral LED 18W, 1784lm  $\square$   
**Colour:** Polished Chrome/Opal White



**BJBC2207 NOW: £117.00**

**Size (mm):** ↗ 150 ↕ 110 ↔ 710

**Lamp:** 2 x Integral LED 9W, 1153lm ☐

**Colour:** Polished Chrome/Opal White

BURGH

The tubular opal white diffusers ensure a complete ambient dispersal of lumination from the integral LEDs. The cool 4000K colour of the LEDs is the ideal temperature for IP44 rated bathroom fixtures where a bright clearer light is required. Three various wall lamps and a ceiling light are finished in polished chrome giving a further modern touch to the collection.

Images are not to scale



Range Characteristics:  
4000K Natural White  
Not Dimmable  
3 Years Warranty



**BJBW5207 NOW: £80.00**

**Size (mm):** ↓ 75 ↔ 495 ↳ 120

**Lamp:** 1 x Integral LED 12W, 795lm □

**Colour:** Polished Chrome/Opal White



impressive uniform  
light output

IP44



**BJBW3207 NOW: £67.00**

**Size (mm):** ↓ 340 ↔ 65 ↳ 110

**Lamp:** 1 x Integral LED 9W, 621lm □

**Colour:** Polished Chrome/Opal White

**BJBW4207 NOW: £72.00**

**Size (mm):** ↓ 65 ↔ 495 ↳ 90

**Lamp:** 1 x Integral LED 12W, 848lm □

**Colour:** Polished Chrome/Opal White

Range Characteristics:  
3000K Warm White  
Not Dimmable  
3 Years Warranty



*gloss finish*

**BJOW0387 NOW: £143.00**

**Size (mm):** Ø 240 ⇨ 54

**Lamp:** 1 x Integral LED 13W, 300lm

**Colour:** Gloss Black



*translucent edge*

**BJOW1387 NOW: £143.00**

**Size (mm):** Ø 240 ⇨ 54

**Lamp:** 1 x Integral LED 13W, 300lm

**Colour:** Gloss White

  
IP65

# CAROUSEL

Available in a black or white colour, this flush outdoor wall lamp has a surround of integral LEDs producing an angelic CAROUSEL of illumination around the front plate. The IP65 rating is perfect for exterior areas as well as use within the home or workplace. The high gloss finish creates endearing translucent reflections of the compassing environment.

Range Characteristics:  
3000K Warm White  
Not Dimmable  
3 Years Warranty



**BJBC8407 NOW: £65.00**

**Size (mm):** Ø 350 ↑ 80

**Lamp:** 1 x Integral LED 18W, 1620lm

**Colour:** Amber/Mirror/Opal White

IP44

mirror echoes  
the colour of  
the acrylic ring



**BJBC7407 NOW: £65.00**

**Size (mm):** Ø 350 ↑ 80

**Lamp:** 1 x Integral LED 18W, 1620lm

**Colour:** Smoked/Mirror/Opal White

## REFLECTIONS

The integral 3000K LEDs of this IP44 ceiling lights are concealed and filtered within an opal white diffuser. The round, mirrored glass backplate is parallel to the translucent acrylic ring creating a three dimensional reflective illusion encircling the central light. This harmonious effect applied to a flush fixture enhances the style of a low ceiling bathroom setting.

**Range Characteristics:**

3000K Warm White

Not Dimmable

3 Years Warranty

**BJBC0577 NOW: £68.00**

**Size (mm):** Ø 300 ↑ 85

**Lamp:** 1 x Integral LED 12W, 750lm

**Colour:** Satin Nickel/Crystalline

sparkling crystalline  
diffuser



IP44

**BJBC1577 NOW: £91.00**

**Size (mm):** Ø 350 ↑ 85

**Lamp:** 1 x Integral LED 18W, 1044lm

**Colour:** Satin Nickel/Crystalline

AUSTWICK

The textured lining on the clear diffuser of this flush ceiling light collection, successfully conceals the integral LEDs and also produces an attractive crystalline effect when the fitting is illuminated.

Available in two sizes the design paired with the satin nickel finish and IP44 rating are a great choice for use in a bathroom with a more contemporary tone.



Range Characteristics:  
4000K Natural White  
Not Dimmable  
3 Years Warranty



**BJBC6577 NOW: £71.00**  
**Size (mm):** Ø 300 ↑ 85  
**Lamp:** 1 x Integral LED 12W, 565lm  
**Colour:** Satin Nickel/White

opal glass

subtle soft  
bronze finish

IP44

decorative light spill



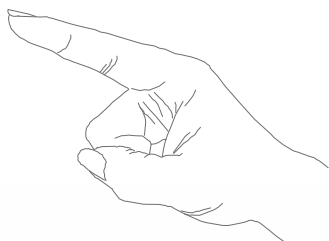
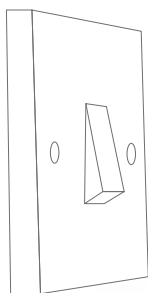
**BJBC7577 NOW: £78.00**  
**Size (mm):** Ø 300 ↑ 85  
**Lamp:** 1 x Integral LED 12W, 565lm  
**Colour:** Soft Bronze/White

## DUSK

This flush IP44 rated circular ceiling light houses 4000K integral LEDs with a total 12W output. The high quality LED's are diffused by a substantial opal glass which is bordered by either a soft bronze or satin nickel frame making them an ideal contemporary bathroom lighting solution.

**Range Characteristics:**

3 Step-Dimmable  
3000K Warm White  
3 Years Warranty



25% - 50% - 100%  
switch dimmable



**BJBC1677 NOW: £68.00**

**Size (mm):** Ø 400 ↑ 70

**Lamp:** 1 x Integral LED 24W, 1000lm

**Colour:** Silver/White Acrylic/White

decorative light spill



IP44

**BJBC2677 NOW: £107.00**

**Size (mm):** Ø 490 ↑ 80

**Lamp:** 1 x Integral LED 36W, 1575lm

**Colour:** Silver/White Acrylic/White

VICTOR

A simplistic design with optimum lighting output. These round flush ceiling lights are specifically designed for bathrooms with their rating of IP44. The silver frame encircling the acrylic white diffuser creates a contemporary design to host the 3000K integral LEDs.

Range Characteristics:  
3000K Warm White  
Not Dimmable  
3 Years Warranty

**BJBC4577 NOW: £83.00**

**Size (mm):** Ø 300 ↑ 105

**Lamp:** 1 x Integral LED 18W, 872lm

**Colour:** White/Frosted Glass

BO

The simplicity of this ceiling light makes it the perfect solution where cost effective bathroom lighting is more important than an intricate design. The contemporary range is created with a frosted glass diffuser mounted onto a white metal plate concealing the 3000K LEDs.

IP44

Range Characteristics:  
4000K Natural White  
Not Dimmable  
3 Years Warranty

**BJBC5577 NOW: £92.00**

**Size (mm):** Ø 500 ↑ 95 ↔ 500

**Lamp:** 1 x Integral LED 24W, 1614lm

**Colour:** White Acrylic/White

shimmering sparkle  
effect

CLOUD

This range gives a magical and fascinating effect. The flush ceiling light was designed to be a central feature in the space and illuminate with a 4000K integral LED light. A specially created diffuser gives shimmering sparkle effect when illuminated adding ambience to any bathroom or area where an IP44 rating is required.

Range Characteristics:  
Sparkle For The Bathroom  
Superior Quality Crystal  
Pefect For Low Ceilings

IP44



bling in a bathroom

**BJBC7507 NOW: £105.00**

**Size (mm):** Ø 300 ↓ 260

**Lamp:** 4 x G9 25W

**Colour:** Polished Chrome

## CRYSTAL SHOWER

This visually stunning IP44 rated flush fitting, is the perfect accompaniment to a stylish modern bathroom with a low ceiling. The round polished chrome plate displays rows of clear crystal button strands with clear crystal balls at the bottom, whose lengths increase in size towards the centre.



**Range Characteristics:**  
Sparkle For The Bathroom  
Superior Quality Crystal  
Pefect For Low Ceilings

IP44



luxury in a bathroom

**BJBC6507** NOW: £110.00

**Size (mm):** Ø 300 ↑ 290

**Lamp:** 4 x G9 25W

**Colour:** Polished Chrome

## MEMORY

This stunning fitting hosts a mixture of different crystal cuts and shapes. The outer ring features the strands of square shaped crystal and the very centre drop holds a clear crystal sphere. The icicles around the middle of the fitting mimic water icicles and are a clever choice for this ceiling light as the IP44 rating makes it suitable for bathroom use.

Range Characteristics:  
Sparkle For The Bathroom  
Superior Glass Rods  
Perfect For Low Ceilings



IP44



**BJBC8507 NOW: £60.00**

**Size (mm):** Ø 250 ↓ 180

**Lamp:** 4 x G9 25W

**Colour:** Polished Chrome/Clear



**BJBC9507 NOW: £107.00**

**Size (mm):** Ø 350 ↓ 180

**Lamp:** 6 x G9 25W

**Colour:** Polished Chrome/Clear

glass rods

RAIN

The round polished chrome plates offer a simplistic neutral setting to hang the generous number of clear glass rods which are positioned in a circular format of rows across the frame. The glass pieces diffuse the light emitted from the G9 lampholders which are encased to provide the fittings with an IP44 rating making the range suitable for bathrooms.





**BJCF3507 NOW: £43.00**

**Size (mm):** ↗ 120 ↓ 220 ↔ 120

**Lamp:** 1 x G9 25W

**Colour:** Polished Chrome

for glorious  
bathrooms only!!



**BJWL5507 NOW: £40.00**

**Size (mm):** ↓ 170 ↔ 90 ↗ 140

**Lamp:** 1 x G9 25W

**Colour:** Polished Chrome

IP44



**BJCF4507 NOW: £131.00**

**Size (mm):** ↗ 300 ↓ 210 ↔ 300

**Lamp:** 4 x G9 25W

**Colour:** Polished Chrome

**Range Characteristics:**  
Sparkle For The Bathroom  
Superior Quality Crystal  
Zone 2 Compliant

## DAZZLE

Finished in polished chrome this range provides an unassuming backdrop to ensure the focal point of the range are the strands of clear crystal buttons. When combined with the generous number of crystals on each drop the format creates a crystal cube around the G9 lampholders. An encasing around the G9 lampholders gives each light in the range an IP44 rating.

**Range Characteristics:**

3000K Warm White

Not Dimmable

3 Years Warranty



**BJWL8637 NOW: £87.00**

**Size (mm):** ↓ 100 ↔ 325 ⇨ 150

**Lamp:** 1 x Integral LED 10W, 700lm

**Colour:** Sand White/Polished Chrome/Frosted White



**BJWL9637 NOW: £87.00**

**Size (mm):** ↓ 100 ↔ 325 ⇨ 150

**Lamp:** 1 x Integral LED 10W, 700lm

**Colour:** Sand Anthracite/Polished Chrome/Frosted White

FLIP

This seemingly simplistic band of metal framework is then opened in the centre showing the band split at a point and curved over on one side. This inventive manipulation of the metalwork offers a unique concept to complement this modern wall lamps integral LED's which project an ambient illumination. This range is ideal for a highly modern setting.



Range Characteristics:  
3000K Warm White  
Not Dimmable  
3 Years Warranty

indirect light

**BJWL1937** NOW: £80.00

**Size (mm):** ↓ 70 ↔ 335 ⇨ 120

**Lamp:** 1 x Integral LED 6W, 420lm

**Colour:** Sand Anthracite/Satin Nickel/Opal White

can be  
mounted in  
any direction

creative curves

**BJWL0937** NOW: £80.00

**Size (mm):** ↓ 70 ↔ 335 ⇨ 120

**Lamp:** 1 x Integral LED 6W, 420lm

**Colour:** Sand White/Polished Chrome/Opal White

## SURF


A looped ribbon, band shape available in either a sand anthracite and satin nickel or sand white with polished chrome finish is the ultimate modern wall lamp. The integral 3000K LEDs sit within the inside of the protruding frame which disperses the light in two directions through the fixtures open form generating a pleasing ambience.

**Range Characteristics:**

3000K Warm White

Not Dimmable

3 Years Warranty



mirror finish



**BJWL6637 NOW: £80.00**

**Size (mm):** ↓ 110 ↔ 120 ↔ 150

**Lamp:** 1 x Integral LED 7W, 490lm

**Colour:** Sand White/Polished Chrome/Frosted White



**BJWL7637 NOW: £80.00**

**Size (mm):** ↓ 110 ↔ 120 ↔ 150

**Lamp:** 1 x Integral LED 7W, 490lm

**Colour:** Sand Anthracite/Polished Chrome/Frosted White

can be mounted  
left or right sided

TURN

The inside of these cylindrical wall lamps has a highly reflective polished chrome finish to amplify the integral light from the 3000K LEDs and offset the sand anthracite or sand white outer finish. The cylinder shape is moulded to give the impression it has been peeled open leaving the curved points curled over like the flipped pages of a book.



**BJWL3737 NOW: £70.00**

**Size (mm):** ↓ 160 ↔ 150 ↳ 115

**Lamp:** 1 x Integral LED 8W, 560lm

**Colour:** Sand White/Polished Chrome/  
Frosted White

**Range Characteristics:**  
3000K Warm White  
Not Dimmable  
3 Years Warranty



**BJWL4737 NOW: £70.00**

**Size (mm):** ↓ 160 ↔ 150 ↳ 115

**Lamp:** 1 x Integral LED 8W, 560lm

**Colour:** Sand Anthracite/Polished Chrome/  
Frosted White

*indirect lighting*




**BJWL5737 NOW: £97.00**

**Size (mm):** ↓ 160 ↔ 250 ↳ 115

**Lamp:** 1 x Integral LED 12W, 840lm

**Colour:** Sand White/Polished Chrome/  
Frosted White



**BJWL6737 NOW: £97.00**

**Size (mm):** ↓ 160 ↔ 250 ↳ 115

**Lamp:** 1 x Integral LED 12W, 840lm


**Colour:** Sand Anthracite/Polished Chrome/  
Frosted White

*intuitive design*

## CURL

The rolling wave construct of these modern wall lamps, could be used as a stand-alone decorative feature. The unique form casts the light from the integral 3000K LEDs along the wall surface in an upward directionality. Each of the two sizes boast an impressive lumen output for wall lights of their size.

Range Characteristics:  
3000K Warm White  
Not Dimmable  
3 Years Warranty



shrouded light  
source

**BJWL0737 NOW: £95.00**

**Size (mm):** ↓ 330 ↔ 90 ↳ 120

**Lamp:** 1 x Integral LED 7W, 700lm

**Colour:** Sand White/Polished Chrome/  
Frosted White



wonderful wall light

**BJWL1737 NOW: £95.00**

**Size (mm):** ↓ 330 ↔ 90 ↳ 120

**Lamp:** 1 x Integral LED 7W, 700lm

**Colour:** Sand Black/Polished Chrome/  
Frosted White

PIPE

The metal plating of this LED wall lamp range is rolled into a curved overlapping shape creating an original housing for the integral 3000K LEDs. Available with an outer colour finish of either sand black or sand white, the inner coating of both wall lamps is a highly polished chrome, supplying a further augmentation of light reflection.



Range Characteristics:  
3000K Warm White  
Not Dimmable  
3 Years Warranty

indirect light  
source



**BJWL3637 NOW: £79.00**

**Size (mm):** ↓ 430 ↔ 80 ↳ 115

**Lamp:** 1 x Integral LED 12W, 840lm

**Colour:** Sand White/Frosted White



**BJWL5637 NOW: £79.00**

**Size (mm):** ↓ 430 ↔ 80 ↳ 115

**Lamp:** 1 x Integral LED 12W, 840lm

**Colour:** Gold Leaf/Frosted White

artistic creation



**BJWL4637 NOW: £79.00**

**Size (mm):** ↓ 430 ↔ 80 ↳ 115

**Lamp:** 1 x Integral LED 12W, 840lm

**Colour:** Anthracite/Frosted White

## TWISTED

This singular strip of metal material available in either a gold leaf, anthracite or sand white colour finish, is curved into a sleek ribbon form creating an ultra-modern design to house the integral 3000K LED's. The unique dispersal of illumination further amplifies this wall lamps futuristic presence in its given setting.



**BJWL0307 NOW: £95.00**

**Size (mm):** ↓ 354 ↔ 130 ⇨ 80

**Lamp:** 1 x Integral LED 8W, 640lm

**Colour:** Satin Brown/Polished Chrome/  
Frosted White

swirl  
sensation



mirror finish

**BJWL2307 NOW: £95.00**

**Size (mm):** ↓ 354 ↔ 130 ⇨ 80

**Lamp:** 1 x Integral LED 8W, 640lm

**Colour:** White/Polished Chrome/  
Frosted White



diffused  
light source

**BJWL1307 NOW: £95.00**

**Size (mm):** ↓ 354 ↔ 130 ⇨ 80

**Lamp:** 1 x Integral LED 8W, 640lm

**Colour:** Silver/Polished Chrome/  
Frosted White

WAVE

A range of ultra-modern wall lights the minimal piece of framework is angled and fashioned into a spiral shape creating a distinct design form whilst also providing optimum illumination from the integral 3000K LEDs. With a 3 year warranty you can be assured of longevity of usage.

Range Characteristics:  
3000K Warm White  
Not Dimmable  
3 Years Warranty



*impressive size*

**BJWL3307** **NOW: £125.00**  
**Size (mm):** ↓ 500 ↔ 130 ⇨ 80  
**Lamp:** 1 x Integral LED 8W, 640lm  
**Colour:** Satin Brown/Polished Chrome/  
Frosted White



**BJWL4307** **NOW: £125.00**  
**Size (mm):** ↓ 500 ↔ 130 ⇨ 80  
**Lamp:** 1 x Integral LED 8W, 640lm  
**Colour:** Silver/Polished Chrome/  
Frosted White



*breathhtaking at every angle*

**BJWL5307** **NOW: £125.00**  
**Size (mm):** ↓ 500 ↔ 130 ⇨ 80  
**Lamp:** 1 x Integral LED 8W, 640lm  
**Colour:** White/Polished Chrome/  
Frosted White

**Range Characteristics:**

3000K Warm White

Not Dimmable

3 Years Warranty

indirect light  
source

**BJWL0637 NOW: £68.00**  
**Size (mm):** ↓ 460 ↔ 35 ↳ 120  
**Lamp:** 1 x Integral LED 8W, 560lm  
**Colour:** Sand White/Polished Chrome/  
Frosted White

lines of perfection

**BJWL2637 NOW: £68.00**  
**Size (mm):** ↓ 460 ↔ 35 ↳ 120  
**Lamp:** 1 x Integral LED 8W, 560lm  
**Colour:** Satin Gold/Sand Black/  
Frosted White


**BJWL1637 NOW: £68.00**  
**Size (mm):** ↓ 460 ↔ 35 ↳ 120  
**Lamp:** 1 x Integral LED 8W, 560lm  
**Colour:** Sand Black/Satin Nickel/  
Frosted White

SABRE

The long panel form of this wall lamp angles slightly away from the wall to further project the light into a larger dispersal beam along the surface wall. The integral 3000K LEDs are built into the frame and concealed behind the long opal diffuser which sits flush against the arm to ensure its presence is not obvious or obstructive.




Range Characteristics:  
4000K Natural White  
Not Dimmable  
3 Years Warranty




**BJWL5677 NOW: £56.00**  
**Size (mm):** ↓ 50 ↔ 300 ↗ 65  
**Lamp:** 1 x Integral LED 12W, 568lm □  
**Colour:** Sand White

↑  
can be  
← mounted in →  
any direction  
↓



**BJWL6677 NOW: £70.00**  
**Size (mm):** ↓ 50 ↔ 400 ↗ 65  
**Lamp:** 1 x Integral LED 16W, 805lm □  
**Colour:** Sand White

impressive perimeter of light  
↙



**BJWL7677 NOW: £90.00**  
**Size (mm):** ↓ 50 ↔ 600 ↗ 65  
**Lamp:** 1 x Integral LED 24W, 865lm □  
**Colour:** Sand White

## HYPHEN


Available in three different sizes which increase in output as they increase in size, this collection of LED wall lamps are slim line and understated. The narrow oval shaped diffuser has a central sand white plate which is slightly smaller to accommodate a halo of 4000K light, producing a serene effect.

Range Characteristics:  
3000K Warm White  
Not Dimmable  
3 Years Warranty

↑  
can be  
← mounted in →  
any direction  
↓



**BJWL0407** **NOW: £95.00**  
**Size (mm):** ↓ 100 ↔ 300 ↗ 55  
**Lamp:** 1 x Integral LED 8W, 640lm □  
**Colour:** Brushed Brown/Frosted White



**BJWL1407** **NOW: £95.00**  
**Size (mm):** ↓ 100 ↔ 300 ↗ 55  
**Lamp:** 1 x Integral LED 8W, 640lm □  
**Colour:** Brushed Aluminium/Frosted White

intuitive design

## JUNCTION

These wall lamps successfully use the metal framework and diffused integral LEDs to not merely provide a wall lamp but an artistic illuminated feature. The 3000K light is filtered through a waved acrylic piece which is set back behind the same form created from the metalwork.

Range Characteristics:  
3000K Warm White  
Not Dimmable  
3 Years Warranty



**BJWL0807** NOW: **£101.00**

**Size (mm):**  $\uparrow 90 \leftrightarrow 325 \mapsto 115$

**Lamp:** 1 x Integral LED 6W, 480lm ☐

**Colour:** White/Polished Chrome/Frosted White

*indirect light  
source*

*band of glory*



**BJWL9307** NOW: **£101.00**

**Size (mm):**  $\uparrow 90 \leftrightarrow 325 \mapsto 115$

**Lamp:** 1 x Integral LED 6W, 480lm ☐

**Colour:** Satin Brown/Polished Chrome/  
Frosted White

## CURVE

A hollowed belt shape forms this fittings framework and creates an enhanced halo effect of the 3000K LEDs. The optional colour finishes available; satin brown or white both harmoniously complement the aura of warm light illuminating the area.

Range Characteristics:  
3000K Warm White  
Not Dimmable  
3 Years Warranty

can be  
mounted in any  
direction

overlapping opulence

**BJWL2407** NOW: £90.00

**Size (mm):** ↓ 120 ↔ 350 ↗ 65

**Lamp:** 1 x Integral LED 8W, 640lm ☐

**Colour:** Brushed Aluminium/Frosted White

**BJWL3407** NOW: £90.00

**Size (mm):** ↓ 120 ↔ 350 ↗ 65

**Lamp:** 1 x Integral LED 8W, 640lm ☐

**Colour:** Brushed Gold/Frosted White

SHIFT

The rectangular strips of metal and acrylic on these wall lamps are layered and slightly fanned out for a unique lighting effect. The acrylic piece houses the integral 3000K LEDs offering a total of 8W, an impressive output for the size of the wall lamp itself. Available in two colour finishes, these wall lamps are appropriate for any colour scheme.





sumptuous silver  
leaf

dual light source

Range Characteristics:  
3000K Warm White  
Not Dimmable  
3 Years Warranty

**BJWL7307 NOW: £100.00**

**Size (mm):** ↓ 350 ↔ 80 → 102

**Lamp:** 1 x Integral LED 8W, 640lm

**Colour:** White/Silver Leaf/Frosted White



gorgeous gold leaf

**BJWL6307 NOW: £100.00**

**Size (mm):** ↓ 350 ↔ 80 → 102

**Lamp:** 1 x Integral LED 8W, 640lm

**Colour:** Anthracite/Gold Leaf/Frosted White

## BAMBOO

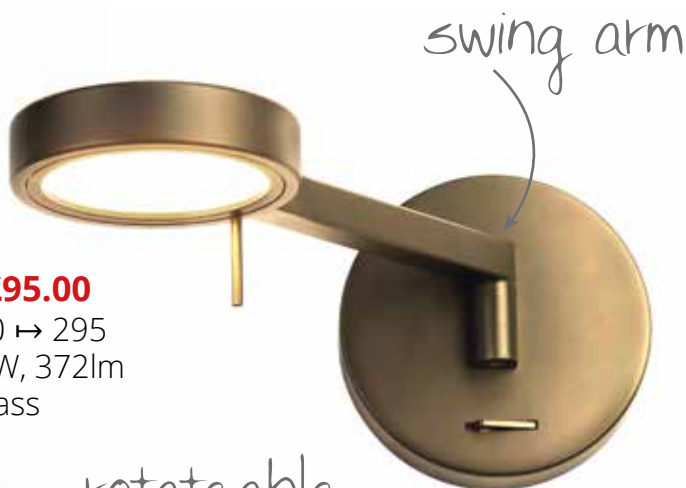
These wall lamps have a distinctly creative form. The curved tubular shape is cut away at the front displaying the depth of the cylinder, leaving a comparatively small strip towards the bottom of the wall lamp to conceal the integral LEDs. This modern concept is furthered on one piece by the different colour finishes available.



**BJWL6977 NOW: £78.00**  
**Size (mm):** ↓ 120 ↔ 120 → 295  
**Lamp:** 1 x Integral LED 8W, 372lm  
**Colour:** Sand White/White



**BJWL7977 NOW: £78.00**  
**Size (mm):** ↓ 120 ↔ 120 → 295  
**Lamp:** 1 x Integral LED 8W, 372lm  
**Colour:** Sand Black



**BJWL9977 NOW: £95.00**  
**Size (mm):** ↓ 120 ↔ 120 → 295  
**Lamp:** 1 x Integral LED 8W, 372lm  
**Colour:** Antique Brass



**BLWL8977 NOW: £91.00**  
**Size (mm):** ↓ 120 ↔ 120 → 295  
**Lamp:** 1 x Integral LED 8W, 372lm  
**Colour:** Satin Nickel

READ

The arm and round LED head which compose the items within this range are creative replications of a magnifying glass shape. Each item has a pivotal joint that allows movement of the direction of light emitted from the integral 3000K LEDs which is fitting function for a workspace or reading area.


Range Characteristics:  
3000K Warm White  
Not Dimmable  
3 Years Warranty



**BJWL0087 NOW: £89.00**  
Size (mm):  $\downarrow 120 \leftrightarrow 120 \mapsto 450$   
Lamp: 1 x Integral LED 8W, 372lm  
Colour: Sand White/White



**BJWL1087 NOW: £113.00**  
Size (mm):  $\downarrow 120 \leftrightarrow 120 \mapsto 450$   
Lamp: 1 x Integral LED 8W, 372lm  
Colour: Sand Black



**BJWL3087 NOW: £110.00**  
Size (mm):  $\downarrow 120 \leftrightarrow 120 \mapsto 450$   
Lamp: 1 x Integral LED 8W, 372lm  
Colour: Antique Brass



**BJWL2087 NOW: £106.00**  
Size (mm):  $\downarrow 120 \leftrightarrow 120 \mapsto 450$   
Lamp: 1 x Integral LED 8W, 372lm  
Colour: Satin Nickel

simple magnetic  
connection



**BJWL9707** **NOW: £36.00**

**Size (mm):** Ø 80 ⇨ 49

**Lamp:** 1 x Integral LED 12W, 498lm

**Colour:** Sand White


create 74 different  
wall lamps



**BJAC0807** **NOW: £7.00**

**Size (mm):** Ø 150 ⇨ 1


**Colour:** Sand White



**BJAC1807** **NOW: £10.00**

**Size (mm):** Ø 200 ⇨ 1

**Colour:** Sand White



mix, match,  
create

# PARTICLE

This modern range facilitates a desire to be creative and adapt a fixture to your specific preferences. This inventive concept features a round integral LED wall fixture with a built in magnet. When used in conjunction with the variety of plates available in different colour finishes, the possibilities to fashion the perfect wall lamp are endless.



Range Characteristics:  
3000K Warm White  
Not Dimmable  
3 Years Warranty



**BJAC2807 NOW: £7.00**  
**Size (mm):** ↗ 150 ↔ 150 ↘ 1  
**Colour:** Sand White

wrappable/paintable  
face plates



**BJAC3807 NOW: £10.00**  
**Size (mm):** ↗ 200 ↔ 200 ↘ 1  
**Colour:** Sand White



**BJAC4807 NOW: £8.00**  
**Size (mm):** ↗ 167 ↔ 150 ↘ 1  
**Colour:** Sand White



**BJAC5807 NOW: £11.00**  
**Size (mm):** ↗ 225 ↔ 200 ↘ 1  
**Colour:** Sand White



simple magnetic  
connection

**BJWL2517** **NOW: £36.00**

**Size (mm):** Ø 80 → 49

**Lamp:** 1 x Integral LED 12W, 498lm

**Colour:** Coffee



**BJAC4517** **NOW: £10.00**

**Size (mm):** Ø 200 → 1

**Colour:** Coffee

wrappable/paintable  
face plates



**BJAC3517** **NOW: £7.00**

**Size (mm):** Ø 150 → 1

**Colour:** Coffee

# PARTICLE

This modern range facilitates a desire to be creative and adapt a fixture to your specific preferences. This inventive concept features a round integral LED wall fixture with a built in magnet. When used in conjunction with the variety of plates available in different colour finishes, the possibilities to fashion the perfect wall lamp are endless.

Range Characteristics:  
3000K Warm White  
Not Dimmable  
3 Years Warranty




**BJAC5517 NOW: £7.00**  
Size (mm): ↗ 150 ↔ 150 ↘ 1  
Colour: Coffee



**BJAC6517 NOW: £10.00**  
Size (mm): ↗ 200 ↔ 200 ↘ 1  
Colour: Coffee



**BJAC7517 NOW: £8.00**  
Size (mm): ↗ 167 ↔ 150 ↘ 1  
Colour: Coffee



mix, match,  
create



**BJAC8517 NOW: £11.00**  
Size (mm): ↗ 225 ↔ 200 ↘ 1  
Colour: Coffee



**BJAC6807 NOW: £15.00**

**Size (mm):** Ø 190 ⇨ 15


**Colour:** Frosted



**BJAC7807 NOW: £15.00**

**Size (mm):** ↗ 190 ⇨ 190 ⇨ 15

**Colour:** Frosted



*mix, match,  
create*



**BJAC8807 NOW: £15.00**

**Size (mm):** ↗ 215 ⇨ 190 ⇨ 15

**Colour:** Frosted

*this range  
can be used with or  
without a diffuser*

# PARTICLE

This modern range facilitates a desire to be creative and adapt a fixture to your specific preferences. This inventive concept features a round integral LED wall fixture with a built in magnet. When used in conjunction with the variety of plates available in different colour finishes, the possibilities to fashion the perfect wall lamp are endless.



Range Characteristics:  
3000K Warm White  
Not Dimmable  
3 Years Warranty




**BJAC2807 & BJWL9707 & BJAC7807**


*shown with vinyl applied*




**BJAC7517 & BJWL2517 & BJAC6807**



**BJAC0807 & BJWL9707 & BJAC7807**




*mix, match,  
create*



**BJAC6517 & BJWL2517 & BJAC8807**



**BJAC4807 & BJWL9707 & BJAC8807**



*mix, match,  
create*

*shown with  
paint applied*




**BJAC5807 & BJWL9707 & BJAC8807**



**BJAC3807 & BJWL9707 & BJAC6807**



**BJAC0807 & BJWL9707 & BJAC6807**



**BJAC1807 & BJWL9707 & BJAC6807**

## PARTICLE

This modern range facilitates a desire to be creative and adapt a fixture to your specific preferences. This inventive concept features a round integral LED wall fixture with a built in magnet. When used in conjunction with the variety of plates available in different colour finishes, the possibilities to fashion the perfect wall lamp are endless.

Range Characteristics:  
3000K Warm White  
Not Dimmable  
3 Years Warranty



**BJAC5517 & BJWL2517 & BJAC6807**



**BJAC8517 & BJWL2517 & BJAC8807**



**BJAC4517 & BJWL2517 & BJAC6807**



**BJAC6517 & BJWL2517 & BJAC7807**



**BJAC3517 & BJWL2517 & BJAC6807**



**BJAC7517 & BJWL2517 & BJAC8807**



**BJPL2387 NOW: £71.00**

**Size (mm):** ↓ 190 ↔ 340 ↗ 100

**Lamp:** 1 x Integral LED 6W, 470lm

**Colour:** Satin Nickel/Frosted



**BJPL6387 NOW: £78.00**

**Size (mm):** ↓ 190 ↔ 340 ↗ 100

**Lamp:** 1 x Integral LED 6W, 470lm

**Colour:** Bronze/Frosted

4 sizes from  
340mm to  
950mm



**BJPL3387 NOW: £107.00**

**Size (mm):** ↓ 190 ↔ 560 ↗ 100

**Lamp:** 1 x Integral LED 10W, 850lm

**Colour:** Satin Nickel/Frosted



**BJPL7387 NOW: £113.00**

**Size (mm):** ↓ 190 ↔ 560 ↗ 100

**Lamp:** 1 x Integral LED 10W, 850lm

**Colour:** Bronze/Frosted

2 elegant colour  
finishes

ROSS

A collection of 4 wall lamp picture lights available in two colour finishes; bronze and satin nickel. The arms on each wall lamp arch upwards from a slim rectangular backplate down to the linear LED bar. The colour temperature of the integral LED's is 3000K providing a warm white ambience





**BJPL4387 NOW: £150.00**  
**Size (mm):** ↓ 190 ↔ 755 ↳ 100  
**Lamp:** 1 x Integral LED 14W, 1070lm  
**Colour:** Satin Nickel/Frosted

**Range Characteristics:**  
 3000K Warm White  
 Not Dimmable  
 3 Years Warranty

*ingenious  
illuminous edge*



**BJPL8387 NOW: £156.00**  
**Size (mm):** ↓ 190 ↔ 755 ↳ 100  
**Lamp:** 1 x Integral LED 14W, 1070lm  
**Colour:** Bronze/Frosted


*impressive  
95cm wide*



**BJPL5387 NOW: £179.00**  
**Size (mm):** ↓ 190 ↔ 950 ↳ 100  
**Lamp:** 1 x Integral LED 16W, 1200lm  
**Colour:** Satin Nickel/Frosted



**BJPL9387 NOW: £188.00**  
**Size (mm):** ↓ 190 ↔ 950 ↳ 100  
**Lamp:** 1 x Integral LED 16W, 1200lm  
**Colour:** Bronze/Frosted



**Size (mm):** ↓ 125 ↔ 500 ↔ 200  
**Lamp:** 2 x Integral LED 3W, 238lm  
**Colour:** Gold Painted

NEWTON

This fittings unconventional triangular angles fashion a modern and distinctive wall lamp feature. The integral LEDs are fixed within the centre of the wall lamp on either side of the rectangular tube, the light emitted illuminates the inside of the trilateral area within the frame.

Range Characteristics:  
3000K Warm White  
Not Dimmable  
3 Years Warranty




**BJWL2707 NOW: £90.00**

**Size (mm):** ↓ 125 ↔ 500 ↗ 200

**Lamp:** 2 x Integral LED 3W, 238lm

**Colour:** Silver Painted

accessories not  
included



awesome  
lighting  
effect

**BJWL3707 NOW: £90.00**

**Size (mm):** ↓ 125 ↔ 500 ↗ 200

**Lamp:** 2 x Integral LED 3W, 238lm

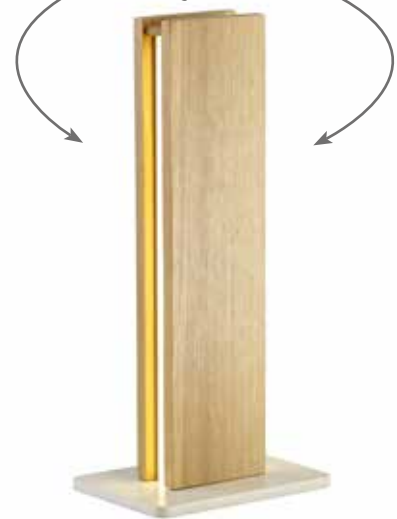
**Colour:** White



**BJTL3767 NOW: £143.00**  
**Size (mm):** ↗ 150 ↓ 500 ↔ 180  
**Lamp:** 2 x Integral LED 2W, 560lm  
**Colour:** Sand Black/Gold

adjustable

dual light source



**BJTL0917 NOW: £155.00**  
**Size (mm):** ↗ 125 ↓ 375 ↔ 170  
**Lamp:** 2 x Integral LED 6W, 450lm  
**Colour:** Medium Oak/Sand White/Frosted



**BJTL9247 NOW: £95.00**  
**Size (mm):** ↗ 120 ↓ 408 ↔ 212  
**Lamp:** 2 x Integral LED 5W, 7W, 757lm □  
**Colour:** White/Opal White

ribbed glass shades  
 stunning design



**BJTL6447 NOW: £176.00**  
**Size (mm):** Ø 180 ↓ 770  
**Lamp:** 3 x G9 33W □  
**Colour:** Antique Brass/Smoked/Amber

A summary of all the exquisite table and floor lamps from the ranges throughout this exclusive collection of lighting. The variety of materials, designs and colour finishes are sure to provide the perfect product to enhance any environment. The essence of lighting is to create the right ambience and when the products also become a focal point, then you know it is perfect.





### Range Characteristics:

Excellent Diverse Range  
Vast Colour Options  
Exclusive Designs



marble base

**BJTL5037 NOW: £143.00**

**Size (mm):** ↗ 290 ↓ 600 ↔ 340

**Lamp:** 3 x G9 28W ☐

**Colour:** Polished Chrome/Smoked



**BJTL3667 NOW: £143.00**

**Size (mm):** ↗ 290 ↓ 600 ↔ 340

**Lamp:** 3 x G9 28W ☐

**Colour:** Antique Copper/Opal & Copper



**BJTL0667 NOW: £47.00**

**Size (mm):** Ø 200 ↓ 200

**Lamp:** 1 x G9 28W ☐

**Colour:** Polished Chrome/Smoked

simple & effective



**BJTL8667 NOW: £47.00**

**Size (mm):** Ø 200 ↓ 200

**Lamp:** 1 x G9 28W ☐

**Colour:** Antique Copper/Opal & Copper



excellent colour combination

**BJTL6657 NOW: £71.00**  
**Size (mm):** ↗ 180 ↓ 225 ↔ 180  
**Lamp:** 1 x E14 40W ☐  
**Colour:** Matt Black/Painted Gold/  
 Frosted White



120mm glass globes

**BJTL4377 NOW: £71.00**  
**Size (mm):** Ø 390 ↓ 605  
**Lamp:** 2 x G9 28W ☐  
**Colour:** Matt Black/Antique Brass/Cognac



**BJTL3147 NOW: £67.00**  
**Size (mm):** ↗ 130 ↓ 480 ↔ 200  
**Lamp:** 1 x E27 60W ☐  
**Colour:** Sand Gold/Matt Black

### Range Characteristics:

Excellent Diverse Range  
Vast Colour Options  
Exclusive Designs



**BJTL5318 NOW: £104.00**

**Size (mm):** Ø 230 ↑ 380

**Lamp:** 1 x E27 40W ☐

**Colour:** Ancient Brass/Clear

sizable glass shades



**BJTL6318 NOW: £113.00**

**Size (mm):** Ø 310 ↓ 280

**Lamp:** 1 x E27 40W ☐

**Colour:** Ancient Brass/Clear



**BJTL2537 NOW: £238.00**

**Size (mm):** Ø 300 ↑ 650

**Lamp:** 3 x E14 40W ☐

**Colour:** Brass

substantial glass drops



crystal clear  
glass

**BJTL6147 NOW: £84.00**  
**Size (mm):** Ø 160 ↑ 485  
**Lamp:** 1 x E27 40W ☐  
**Colour:** Polished Chrome/Clear



**BJTL0718 NOW: £70.00**  
**Size (mm):** Ø 160 ↑ 485  
**Lamp:** 1 x E27 40W ☐  
**Colour:** Matt Black/Clear



satin aluminium  
metalwork

**BJTL4957 NOW: £66.00**  
**Size (mm):** Ø 150 ↑ 260  
**Lamp:** 1 x E27 40W ☐  
**Colour:** Black/Faded Smoked



### Range Characteristics:

Excellent Diverse Range  
Vast Colour Options  
Exclusive Designs



rippled glass

**BJTL8857 NOW: £77.00**

**Size (mm):** Ø 200 ↑ 275

**Lamp:** 1 x E27 40W ☐

**Colour:** Black/Clear



ribbed glass

ethereal beauty

**BJTL1867 NOW: £228.00**

**Size (mm):** Ø 300 ↑ 600

**Lamp:** 6 x E14 40W

**Colour:** Brown Oxide/Clear



toggle switch

**BJTL8867 NOW: £173.00**

**Size (mm):** ↗ 160 ↓ 510 ↔ 160

**Lamp:** 1 x E27 60W

**Colour:** Matt Black/Crystal Sand Artistic




**BJTL5607 NOW: £96.00**

**Size (mm):** Ø 150 ↑ 430

**Lamp:** 1 x Integral LED 7W, 790lm

**Colour:** Antique Brass/Amber

concealed light  
source



**BJTL7607 NOW: £86.00**

**Size (mm):** Ø 150 ↑ 430

**Lamp:** 1 x Integral LED 7W, 790lm

**Colour:** Black/Smoked



**BJTL6607 NOW: £96.00**

**Size (mm):** Ø 150 ↑ 430

**Lamp:** 1 x Integral LED 7W, 790lm

**Colour:** Satin Nickel/Clear

### Range Characteristics:

Excellent Diverse Range  
Vast Colour Options  
Exclusive Designs



crystal clear  
glass



**BJTL8537 NOW: £98.00**  
**Size (mm):** ↗ 150 ↓ 550 ↔ 250  
**Lamp:** 2 x E14 40W  
**Colour:** Antique Brass/Clear

**BJTL4537 NOW: £95.00**  
**Size (mm):** ↗ 150 ↓ 550 ↔ 250  
**Lamp:** 2 x E14 40W  
**Colour:** Polished Nickel/Clear



attention to detail

**BJTL6537 NOW: £98.00**  
**Size (mm):** ↗ 150 ↓ 550 ↔ 250  
**Lamp:** 2 x E14 40W  
**Colour:** Polished Gold/Clear



superb uniform  
light output



**BJWL2507 NOW: £100.00**

**Size (mm):** Ø 155 ↓ 400

**Lamp:** 1 x Integral LED 10W, 800lm

**Colour:** Polished Chrome/Silver/Frosted White



**BJTL3277 NOW: £48.00**

**Size (mm):** ↗ 150 ↓ 440 ↔ 250

**Lamp:** 1 x E27 40W ☐

**Colour:** Matt Black/Antique Brass/Khaki

toggle switch



**BJTL0477 NOW: £64.00**

**Size (mm):** ↗ 160 ↓ 500 ↔ 315

**Lamp:** 1 x E27 60W ☐

**Colour:** Antique Silver/Copper/White



### Range Characteristics:

Excellent Diverse Range  
Vast Colour Options  
Exclusive Designs



**BJTL7757 NOW: £90.00**

**Size (mm):** ↓ 490–860 ↔ 170–535

**Lamp:** 1 x Integral LED 7W, 436lm

**Colour:** Black/Aluminium

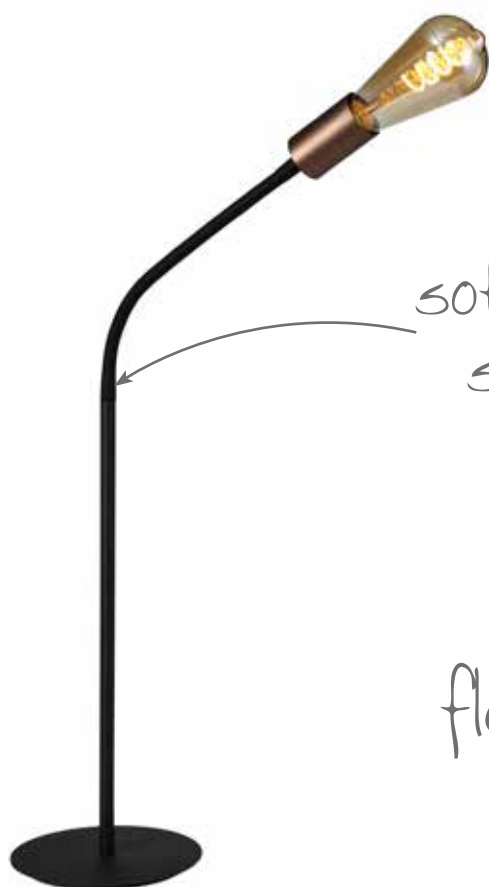


**BJTL5567 NOW: £55.00**

**Size (mm):** ↓ 500–770 ↔ 170–430

**Lamp:** 1 x E27 40W ☐

**Colour:** Satin White/Satin Nickel



**BJTL8467 NOW: £55.00**

**Size (mm):** ↓ 500–770 ↔ 170–430

**Lamp:** 1 x E27 40W ☐

**Colour:** Satin Black/Brushed Copper

flexibility in design  
& purpose



**BJTL3007** **NOW: £90.00**  
**Size (mm):** ↗ 190 ↓ 350 ↔ 270  
**Lamp:** 1 x E27 40W ☐  
**Colour:** Sand White/Satin Nickel/White



**BJTL1007** **NOW: £90.00**  
**Size (mm):** ↗ 190 ↓ 350 ↔ 270  
**Lamp:** 1 x E27 40W ☐  
**Colour:** Sand Black/Copper/White

toggle switch



**BJTL2007** **NOW: £90.00**  
**Size (mm):** ↗ 190 ↓ 350 ↔ 270  
**Lamp:** 1 x E27 40W ☐  
**Colour:** Sand Grey/Copper/White

### Range Characteristics:

Excellent Diverse Range  
Vast Colour Options  
Exclusive Designs



adjustable

**BJTL6177 NOW: £85.00**

**Size (mm):** ↗ 190 ↓ 470-600 ↔ 600

**Lamp:** 1 x E27 40W ☐

**Colour:** Sand Black/Copper/White



**BJTL6007 NOW: £85.00**

**Size (mm):** ↗ 190 ↓ 470-600 ↔ 600

**Lamp:** 1 x E27 40W ☐

**Colour:** Sand White/Satin Nickel/White



adjustable

**BJTL5007 NOW: £85.00**

**Size (mm):** ↗ 180 ↓ 470-600 ↔ 600

**Lamp:** 1 x E27 40W ☐

**Colour:** Sand Grey/Copper/White



**BJFL0347 NOW: £246.00**  
**Size (mm):** ↗ 220 ↓ 1530 ↔ 326  
**Lamp:** 2 x Integral LED 16W,20W, 2270lm □  
**Colour:** White/Opal White

**BJFL4767 NOW: £299.00**  
**Size (mm):** Ø 300 ↑ 1530  
**Lamp:** 6 x Integral LED 2W, 1680lm  
**Colour:** Sand Black/Gold

**BJTL1917 NOW: £395.00**  
**Size (mm):** ↗ 175 ↓ 1650 ↔ 250  
**Lamp:** 2 x Integral LED 18W, 1560lm  
**Colour:** Medium Oak/Sand White/Frosted

*stunning design*

*adjustable*

*dual light source*

A summary of all the exquisite table and floor lamps from the ranges throughout this exclusive collection of lighting. The variety of materials, designs and colour finishes are sure to provide the perfect product to enhance any environment. The essence of lighting is to create the right ambience and when the products also become a focal point, then you know it is perfect.





**Range Characteristics:**

Excellent Diverse Range  
Vast Colour Options  
Exclusive Designs

*simply  
stunning*



**BJFL4037 NOW: £450.00**  
**Size (mm):** ↗ 390 ↑ 1700 ↔ 420  
**Lamp:** 8 x G9 28W  
**Colour:** Polished Chrome/Smoked



**BJFL5377 NOW: £300.00**  
**Size (mm):** Ø 450 ↑ 1550  
**Lamp:** 8 x G9 28W  
**Colour:** Matt Black/Antique Brass/Cognac

*ball-tastic*



**BJFL2667 NOW: £450.00**  
**Size (mm):** ↗ 390 ↑ 1700 ↔ 420  
**Lamp:** 8 x G9 28W  
**Colour:** Antique Copper/Opal & Copper

*marble base*



ribbed glass



crystal strands



momentous  
metalwork



**BJFL9867 NOW: £305.00**  
**Size (mm):** ↗ 290 ↕ 1730 ↔ 320  
**Lamp:** 2 x E27 60W  
**Colour:** Matt Black/Crystal Sand Artistic



**BJFL2867 NOW: £336.00**  
**Size (mm):** Ø 400 ↕ 1700  
**Lamp:** 9 x E14 40W  
**Colour:** Brown Oxide/Clear

## Range Characteristics:

Excellent Diverse Range  
Vast Colour Options  
Exclusive Designs

crystal  
clear glass

attention  
to detail



**BJFL9537 NOW: £172.00**

**Size (mm):** Ø 250 ↑ 1700

**Lamp:** 3 x E14 40W

**Colour:** Antique Brass/Clear

**BJFL7537 NOW: £172.00**

**Size (mm):** Ø 250 ↑ 1700

**Lamp:** 3 x E14 40W


**Colour:** Polished Gold/Clear

**BJFL5537 NOW: £167.00**

**Size (mm):** Ø 250 ↑ 1700

**Lamp:** 3 x E14 40W

**Colour:** Polished Nickel/Clear



**BJFL4277 NOW: £167.00**  
**Size (mm):** ↗ 300 ↑ 1790 ↔ 580  
**Lamp:** 1 x E27 40W ☐  
**Colour:** Matt Black/Antique Brass/Khaki

beautiful colour  
combination

oversized  
shade



**BJFL1477 NOW: £120.00**  
**Size (mm):** Ø 270 ↑ 1560  
**Lamp:** 1 x E27 60W ☐  
**Colour:** Antique Silver/Copper/White



**Range Characteristics:**  
 Excellent Diverse Range  
 Vast Colour Options  
 Exclusive Designs



**BJFL8757 NOW: £143.00**  
**Size (mm):** ↓ 1290–1870 ↔ 230–750  
**Lamp:** 1 x Integral LED 7W, 436lm ☐  
**Colour:** Black/Aluminium




**BJFL6567 NOW: £155.00**  
**Size (mm):** ↓ 1140–1630 ↔ 250–1060  
**Lamp:** 3 x E27 40W ☐  
**Colour:** Satin White/Satin Nickel




**BJFL9467 NOW: £155.00**  
**Size (mm):** ↓ 1140–1630 ↔ 250–1060  
**Lamp:** 3 x E27 40W ☐  
**Colour:** Satin Black/Brushed Copper



(adjustable)



**BJFL1277 NOW: £136.00**  
**Size (mm):** ↗ 250 ↓ 1550 ↔ 580  
**Lamp:** 2 x E27 40W ☐  
**Colour:** Sand White/Satin Nickel/White



**BJFL0277 NOW: £126.00**  
**Size (mm):** ↗ 250 ↓ 1550 ↔ 580  
**Lamp:** 2 x E27 40W ☐  
**Colour:** Sand Grey/Copper/White

**BJFL2277 NOW: £136.00**  
**Size (mm):** ↗ 250 ↓ 1550 ↔ 580  
**Lamp:** 2 x E27 40W ☐  
**Colour:** Sand Black/Copper/White

### Range Characteristics:

Excellent Diverse Range  
Vast Colour Options  
Exclusive Designs

adjustable



ideal reading lamp

adjustable



**BJFL9007 NOW: £100.00**

**Size (mm):** ↗ 285 ↓ 1250-1640 ↔ 910

**Lamp:** 1 x E27 40W ☐

**Colour:** Sand White/Satin Nickel/White

**BJFL7177 NOW: £100.00**

**Size (mm):** ↗ 285 ↓ 1250-1640 ↔ 910

**Lamp:** 1 x E27 40W ☐

**Colour:** Sand Black/Copper/White



**BJFL8007 NOW: £100.00**

**Size (mm):** ↗ 285 ↓ 1250-1640 ↔ 910

**Lamp:** 1 x E27 40W ☐

**Colour:** Sand Grey/Copper/White

Range Characteristics:  
Brand New Concept  
Attractive Colour Finish  
Superior Quality



**BJOW1487 NOW: £113.00**

**Size (mm):** ↓ 345 ↔ 150 ↗ 190

**Lamp:** 1 x E27 25W

**Colour:** Matt Black/Brushed Bronze/Clear

great  
combination



**BJOP2487 NOW: £101.00**

**Size (mm):** Ø 150 ↓ 245–1280

**Lamp:** 1 x E27 25W

**Colour:** Matt Black/Brushed Bronze/Clear

IP65

EINSTEIN

The small globe outline of these fittings is enhanced with their mixture of matt black and brushed bronze colour finishes. The wall lamp, single pendant and festoon kit all take E27 lampholders creating a myriad of lighting solutions. This range is unexpectedly IP rated giving you the option to build a more characteristically homely area in an outdoor setting.



Range Characteristics:  
Brand New Concept  
Attractive Colour Finish  
Superior Quality



**BJCF8487 NOW: £163.00**

**Size (mm):** Ø 250 ↓ 275

**Lamp:** 1 x E27 25W

**Colour:** Matt Black/Brushed Bronze/Clear

IP65



**BJOW6487 NOW: £190.00**

**Size (mm):** ↓ 340 ↔ 250 ↔ 450

**Lamp:** 1 x E27 25W

**Colour:** Matt Black/Brushed Bronze/Clear



**BJOP7487 NOW: £166.00**

**Size (mm):** Ø 250 ↓ 270-1300

**Lamp:** 1 x E27 25W

**Colour:** Matt Black/Brushed Bronze/Clear

## STEAM

The hexagonal form of this collection is devised from a matt black opaque top with the bottom half beneath the light using a brushed bronze open grid cover. Each fitting uses E27 lampholders which are sheltered by a clear glass globe. You would typically assume these fixtures are for indoor use however every item has an IP65 rating.

Range Characteristics:  
Brand New Concept  
Attractive Colour Finish  
Superior Quality

remember, outdoor  
products can also  
be used indoors!




**BJOW2587 NOW: £139.00**

**Size (mm):** ↑ 385 ↔ 150 ↔ 180

**Lamp:** 1 x E27 25W

**Colour:** Titanium Silver/Polished Chrome/Clear

acrylic sphere



**BJOP3587 NOW: £125.00**

**Size (mm):** Ø 150 ↓ 270-1270

**Lamp:** 1 x E27 25W

**Colour:** Titanium Silver/Polished Chrome/Clear

IP65

MARGO

This industrial design which combines satin nickel and polished chrome colour finishes presents a single pendant and wall lamp as well as a stylish 6 light festoon kit most popularly seen in bars and restaurants. The unexpected twist of this range is that each item is IP65 rated allowing you to bring a traditionally indoor feature outdoors.

surface mount

Range Characteristics:  
Brand New Concept  
Attractive Colour Finish  
Superior Quality




**BJOF1587 NOW: £143.00**

**Size (mm):** Ø 250 ↑ 320

**Lamp:** 1 x E27 25W

**Colour:** Matt Black/Grey/Clear



**BJOP0587 NOW: £140.00**

**Size (mm):** Ø 250 ↑ 310-1320

**Lamp:** 1 x E27 25W

**Colour:** Matt Black/Grey/Clear

IP65



**BJOW9487 NOW: £172.00**

**Size (mm):** ↑ 385 ↔ 250 ↔ 450

**Lamp:** 1 x E27 25W

**Colour:** Matt Black/Grey/Clear

# MERE

The E27 lampholder is sheltered beneath the matt black, round dome shade and the grey caging fixed to the bottom of the dome creates a spherical outline. As standard outdoor lighting tends to have its own niche, this collection stands out because it uniquely takes a design concept more commonly seen on indoor lighting and makes it IP rated.



**BJOW3487 NOW: £174.00**

**Size (mm):** ↓ 380 ↔ 250 ↔ 430

**Lamp:** 1 x E27 25W

**Colour:** Anthracite/Matt White/Clear



IP65

acrylic sphere

**BJOW0487 NOW: £115.00**

**Size (mm):** ↓ 380 ↔ 150 ↔ 215

**Lamp:** 1 x E27 25W

**Colour:** Anthracite/Matt White/Clear

DECK

A 3D diamond shape acts as the outline shape housing the E27 lampholder and clear round glass. The 3m 6 light festoon kit has ample applications to enhance its given setting. Along with the available matching wall lamp, these are fittings you would commonly expect to find within an indoor setting but both lights are actually IP65 rated for exterior use.



Range Characteristics:  
Brand New Concept  
Attractive Colour Finish  
Superior Quality

  
IP65

1.5m rubber  
cable




**BJOF5487 NOW: £149.00**

**Size (mm):** Ø 250 ↑ 300

**Lamp:** 1 x E27 25W

**Colour:** Anthracite/Matt White/Clear



**BJOP4487 NOW: £148.00**

**Size (mm):** Ø 250 ↑ 300-1350

**Lamp:** 1 x E27 25W

**Colour:** Anthracite/Matt White/Clear

metal cage

OUTDOOR

**Range Characteristics:**

3000K Warm White


Not Dimmable

3 Years Warranty



IP54

bidirectional  
light source



also available in  
chrome  
see page 240

**BJOW5067** **NOW: £77.00**  
**Size (mm):** ↑ 260 ↔ 60 ↳ 65  
**Lamp:** 2 x Integral LED 3W, 300lm  
**Colour:** Dark Grey/Opal White

WAND

Available in either a dark grey or polished chrome colour finish the tubular form of these wall lights is reminiscent of metal piping with two embedded rings at either end. The integral 3000K LEDs give the fitting an extended longevity of use along with the durability of the fixtures given their IP54 rating making them suitable for outdoor use.

Range Characteristics:  
3000K Warm White  
Not Dimmable  
3 Years Warranty



**BJOW0387** NOW: £143.00

**Size (mm):** Ø 240 ⇨ 54

**Lamp:** 1 x Integral LED 13W, 300lm

**Colour:** Gloss Black

translucent edge

IP65

gloss finish



driver built-in

**BJOW1387** NOW: £143.00

**Size (mm):** Ø 240 ⇨ 54

**Lamp:** 1 x Integral LED 13W, 300lm

**Colour:** Gloss White

## CAROUSEL

Available in a black or white colour, this flush outdoor wall lamp has a surround of integral LEDs producing an angelic CAROUSEL of illumination around the front plate. The IP65 rating is perfect for exterior areas as well as use within the home or workplace. The high gloss finish creates endearing translucent reflections of the compassing environment.

Range Characteristics:  
3000K Warm White  
Not Dimmable  
3 Years Warranty



5mm glass plate

**BJOW7287 NOW: £90.00**

**Size (mm):** ↓ 80 ↔ 80 ↗ 5

**Lamp:** 1 x Integral LED 1.8W, 70lm □

**Colour:** White



IP65

driver built-in



**BJOW6287 NOW: £90.00**

**Size (mm):** ↓ 80 ↔ 80 ↗ 5

**Lamp:** 1 x Integral LED 1.8W, 70lm □

**Colour:** Black



**BJOW9287 NOW: £110.00**

**Size (mm):** ↓ 80 ↔ 120 ↗ 5

**Lamp:** 1 x Integral LED 3.3W, 145lm □

**Colour:** White



**BJOW8287 NOW: £110.00**

**Size (mm):** ↓ 80 ↔ 120 ↗ 5

**Lamp:** 1 x Integral LED 3.3W, 145lm □

**Colour:** Black

50mm recess depth


# APATURE

Recessed wall lights are ideal for outdoor areas lighting pathways, pool areas or gardens without causing obstruction. These fashionable IP65 rated fixtures are formed with chic panes of black or white glass. The integral LEDs are set back at an angle to better direct the projection of light.

Each colour is available in two sizes.



surface mounted



**BJOF3287 NOW: £132.00**

**Size (mm):** Ø 200 ↑ 45

**Lamp:** 1 x Integral LED 6W, 165lm

**Colour:** Anthracite

**Range Characteristics:**

Drive Over Resistant

3000K Warm White

3 Years Warranty

driver built-in



**BJOF4287 NOW: £148.00**

**Size (mm):** Ø 200 ↑ 45

**Lamp:** 2 x Integral LED 6W, 236lm

**Colour:** Anthracite

IP67



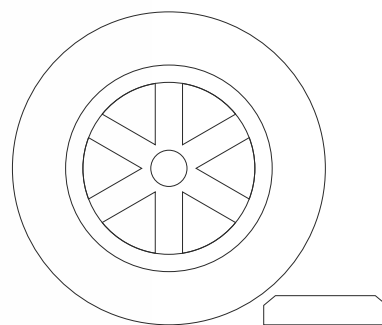
**BJOF5287 NOW: £162.00**

**Size (mm):** Ø 200 ↑ 45

**Lamp:** 4 x Integral LED 3W, 256lm

**Colour:** Anthracite

drive over



up to 2 ton @ 15mph

## BUMP

Due to popular demand we have added a range of drive over inground lights all with an IP67 rating. These round plates in an anthracite finish are available in a 1, 2 or 4 light version, the dark finish successfully disguises any dirt from the outdoor environment while the integral LEDs provide a longevity of use.



stainless steel  
components

IP65



**BJOG8718 NOW: £83.00**

**Size (mm):** ↗ 60 ↑ 280 ↔ 105

**Lamp:** 2 x Integral LED 3W, 420lm

**Colour:** Grey/Black

2m of cable



**BJOG9718 NOW: £40.00**

**Size (mm):** ↗ 60 ↑ 270 ↔ 100

**Lamp:** 1 x GU10 35W

**Colour:** Black

integral LED items  
driver built-in

SPIKE

A collection of inground spike lights, this range fits securely into your garden to give an adjustable spotlight. The angled heads for the integral 3000K LED or GU10 light sources not only look high end and decorative but also offer the freedom to angle the illumination to highlight a particular area or even use the beams of lights to create a feature of their own.

Range Characteristics:  
Spike or Wall Mountable  
GU10/Integrated Versions  
Superior Quality



can also be  
mounted without  
the spike

**BJOG5718 NOW: £35.00**

**Size (mm):** ↗ 45 ↓ 260 ↔ 70

**Lamp:** 1 x Integral LED 3W, 210lm

**Colour:** Grey/Black



**BJOG6718 NOW: £50.00**

**Size (mm):** ↗ 65 ↓ 285 ↔ 80

**Lamp:** 1 x Integral LED 7W, 490lm

**Colour:** Grey/Black



high quality  
engineering

**BJOG7718 NOW: £91.00**

**Size (mm):** ↗ 80 ↓ 300 ↔ 90

**Lamp:** 1 x Integral LED 15W, 1050lm

**Colour:** Grey/Black



IP65

OUTDOOR

Range Characteristics:  
Unique Gold For Outdoor  
Clear Glass Cylinder  
2 Years Warranty



**BJOW3857 NOW: £112.00**

**Size (mm):** ↓ 400 ↔ 160 ↳ 200

**Lamp:** 1 x E27 60W

**Colour:** Black/Gold/Clear



IP54

pioneering outdoor  
finish

**BJOW2857 NOW: £90.00**

**Size (mm):** ↓ 310 ↔ 130 ↳ 165

**Lamp:** 1 x E27 60W

**Colour:** Black/Gold/Clear



**BJOPT4857 NOW: £94.00**

**Size (mm):** Ø 130 ↓ 480–1080

**Lamp:** 1 x E27 60W

**Colour:** Black/Gold/Clear

# SHELTER

Another unique concept for your outdoor lighting needs, this collection of black cylindrical frames with clear glass panes are enhanced by the substantial gold metal arch that begins within the bottom of the frame and protrudes above the top of each fitting.



Range Characteristics:  
Elegant Gold Detail  
Clear Seeded Glass  
2 Years Warranty

seeded glass

IP54

hand finished  
gold detail



**BJOPT7917 NOW: £100.00**

**Size (mm):** Ø 170 ↓ 370-970

**Lamp:** 1 x E27 60W

**Colour:** Black/Gold/Clear



**BJOW6917 NOW: £100.00**

**Size (mm):** ↓ 255 ↔ 170 → 217

**Lamp:** 1 x E27 60W

**Colour:** Black/Gold/Clear

# COACHMAN

This durable IP54 rated collection houses E27 lampholders within a bell shaped frame finished in a black/gold colour, coating the metal framework. The character of this range is furthered by the clear glass, moulded with small seeded bubbles to mimic fine raindrops, an ingenious feature for an outdoor lighting range.



bigger brother



**BJOW1347 NOW: £100.00**  
**Size (mm):** ↓ 390 ↔ 230 → 250  
**Lamp:** 1 x E27 60W  
**Colour:** Antique Bronze/Clear



**BJOW9917 NOW: £100.00**  
**Size (mm):** ↓ 307 ↔ 180 → 200  
**Lamp:** 1 x E27 60W  
**Colour:** Antique Bronze/Clear

IP54



**BJOW7198 NOW: £100.00**  
**Size (mm):** ↓ 300 ↔ 127 → 150  
**Lamp:** 1 x E27 60W  
**Colour:** Antique Bronze/Clear

## LIGHTHOUSE

This is the perfect option for creating a traditional, old-fashioned design feature within an outdoor setting. Its lantern shapes and form, pairing the clear glass cylinders with a rustic antique bronze frame, perfectly emulate the style of lamps most commonly associated with the 19th century.

Range Characteristics:  
Refined Rustic Finish  
Impressive Glass/Mesh  
2 Years Warranty

IP54

mesh & glass



**BJOPT6137 NOW: £100.00**

**Size (mm):** Ø 180 ↑ 400-960

**Lamp:** 1 x E27 60W

**Colour:** Antique Bronze/Clear

sturdy base



**BJOPST2347 NOW: £141.00**

**Size (mm):** Ø 230 ↑ 104

**Lamp:** 1 x E27 60W

**Colour:** Antique Bronze/Clear



**BJOP7137 NOW: £100.00**

**Size (mm):** ↑ 402 ↔ 180

**Lamp:** 1 x E27 60W

**Colour:** Antique Bronze/Clear



rustic antique bronze

**BJOW6557 NOW: £88.00**  
**Size (mm):** ↓ 355 ↔ 170 → 200  
**Lamp:** 1 x E27 60W  
**Colour:** Antique Bronze/Clear

IP54



open bottom  
design

**BJOF9557 NOW: £128.00**  
**Size (mm):** Ø 350 ↓ 150  
**Lamp:** 2 x E27 60W  
**Colour:** Antique Bronze/Clear

HOSTEL

Providing an IP54 rated outdoor collection these fixtures are coated in an antique bronze colour finish to complement the vintage lantern style. Each fixture holds a single E27 lampholder which is encircled with compellingly designed glass panes moulded with large dimples forming subtle reflections.



Range Characteristics:  
Refined Rustic Finish  
Impressive Dimpled Glass  
2 Years Warranty



dimpled glass

IP54

**BJOPST8557 NOW: £124.00**  
Size (mm): Ø 190 ↑ 790  
Lamp: 1 x E27 60W  
Colour: Antique Bronze/Clear



**BJOP7557 NOW: £92.00**  
Size (mm): Ø 170 ↑ 500  
Lamp: 1 x E27 60W  
Colour: Antique Bronze/Clear



Range Characteristics:  
Classic Vintage Finish  
Impressive Metalwork  
2 Years Warranty



seeded glass

IP54



**BJOW0857 NOW: £151.00**

**Size (mm):** ↓ 425 ↔ 240 → 260

**Lamp:** 1 x E27 60W

**Colour:** Brushed Black Gold/Seeded Clear



**BJOW9757 NOW: £103.00**

**Size (mm):** ↓ 315 ↔ 180 → 205

**Lamp:** 1 x E27 60W

**Colour:** Brushed Black Gold/Seeded Clear



**BJOW1857 NOW: £96.00**

**Size (mm):** ↓ 310 ↔ 240 → 120

**Lamp:** 1 x E27 60W

**Colour:** Brushed Black Gold/Seeded Clear

# PAGODA

The brushed black gold finish of these IP54 outdoor wall lamps, projects a traditional antique ambience perfectly complementing the classic lantern design of the framework. The hanging lantern wall lamp in two sizes is more in keeping with the original fixtures of its time whereas the flush wall lamp offers a more space conserving option.

**Range Characteristics:**  
Modern Open Design  
Large Seeded Glass Globe  
2 Years Warranty

large glass globe



**BJOW1877 NOW: £115.00**

**Size (mm):** ↓ 290 ↔ 230 ↔ 260

**Lamp:** 1 x E27 60W

**Colour:** Anthracite/Seeded Clear



IP54

DALI

This outdoor wall lamp uses a uniform cube frame with open faces to offer a clear view of the unique glass globe. The clear seeded glass acts a protective seal around the E27 lampholder giving the fixture an IP54 rating whilst also providing a stylish feature appropriate for outdoor lighting. The dark anthracite colour finish offers extra durability against all types of weather.

Range Characteristics:  
Black Iron Framework  
Crackled Glass  
2 Years Warranty



**BJOW8137** NOW: £72.00  
Size (mm): ↓ 292 ↔ 170 ↔ 198  
Lamp: 1 x E27 60W  
Colour: Black/Crackled Glass/Clear

surface mount



**BJOF9137** NOW: £52.00  
Size (mm): Ø 162 ↓ 187  
Lamp: 1 x E27 60W  
Colour: Black/Crackled Glass/Clear

crackled glass

IP54

TUDOR

The most captivating feature of this IP54 outdoor lantern collection is the crackled effect of the clear glass embedded into the black iron framework. This distressed feature offers a unique filtration of light from the E27 lampholder resulting in an attractive visual.



**BJOW5917 NOW: £100.00**

**Size (mm):** ↑ 345 ↔ 225 ⇨ 245

**Lamp:** 1 x E27 60W

**Colour:** Black/Gold/Clear

IP54



**BJOPT4137 NOW: £100.00**

**Size (mm):** Ø 175 ↑ 400-960

**Lamp:** 1 x E27 60W

**Colour:** Black/Gold/Clear

**Range Characteristics:**  
Elegant Gold Detail  
Large Clear Seeded Glass  
2 Years Warranty

hand finished  
gold detail

# TRAWLER

The wall lamp and pendant follow a vintage theme reminiscent of the classic lanterns used on sailing boats. A clear bell glass, formed with small bubbles to replicate fine drops of water, safely houses an E27 lampholder. The nautical nature of the gridline frame complements the glass feature whilst providing an added defence against outdoor elements.



Range Characteristics:  
Contemporary Design  
Substantial Metalwork  
2 Years Warranty



IP54

**BJOW2877 NOW: £95.00**

**Size (mm):** ↓ 345 ↔ 135 ↳ 170

**Lamp:** 1 x E27 60W

**Colour:** Anthracite/Clear

DICKENS

The criss cross form of this IP54 rated wall lamp applies a creative design feature to any outdoor setting. With the E27 lampholders allowing a maximum of 60W it allows you to use a lamp which gives ample light for your outdoor or indoor area.

Range Characteristics:  
Creative Open Design  
Raindrop Effect Glass  
2 Years Warranty



IP54

**BJOW0877 NOW: £104.00**

**Size (mm):** ↓ 320 ↔ 185 ↳ 180

**Lamp:** 1 x E27 60W

**Colour:** Anthracite/Clear Raindrops



ATHENA

A pentagonal prism with open faces created the angled outline of this outdoor IP54 rated wall lamp. The dark anthracite finish is durable against adverse weather, while the protected E27 lampholder is surrounded by a captivating dimpled, clear glass cylinder.





tough  
construction

**BJOW0657 NOW: £95.00**

**Size (mm):** ↓ 260 ↔ 180 ↳ 160

**Lamp:** 1 x E27 60W

**Colour:** Silver Grey/Clear

**Range Characteristics:**  
3 Colour Options  
Robust Construction  
2 Years Warranty

IP54



**BJOW2657 NOW: £95.00**

**Size (mm):** ↓ 260 ↔ 180 ↳ 160

**Lamp:** 1 x E27 60W

**Colour:** Anthracite/Clear



**BJOW1657 NOW: £95.00**

**Size (mm):** ↓ 260 ↔ 180 ↳ 160

**Lamp:** 1 x E27 60W

**Colour:** Antique Bronze/Clear

seeded glass

## TOWNHOUSE

This range combines design aspects from both glass display cases and vintage lanterns. The transparent glass panes clearly display the E27 lamp used, which is ideal when the fixture is being used along with a decorative lamp. With an IP54 rating the seeded effect of the glass subtly mimics raindrops, compatible for an outdoor fixture.



smoked acrylic  
diffuser



**BJOWSM5777 NOW: £59.00**

**Size (mm):** ↓ 200 ↔ 90 → 125

**Lamp:** 1 x E27 20W

**Colour:** Anthracite/Smoked



IP54

↑  
can be  
← mounted in any →  
direction  
↓

**BJOWSM6777 NOW: £77.00**

**Size (mm):** ↓ 330 ↔ 90 → 125

**Lamp:** 2 x E27 20W

**Colour:** Anthracite/Smoked

PIER

A selection of outdoor IP54 fixtures are created from slim tubular forms. The smoked glass which sits within the anthracite frames provides a view of the E27 lamp chosen. With a selection of wall lamps and post lamps this contemporary design is suitable for any garden motif.

Range Characteristics:  
3 Colour Options  
Acrylic Cover-Metal Detail  
2 Years Warranty

complementing  
trim



**BJSM7777 NOW: £78.00**

**Size (mm):** Ø 90 ↑ 450

**Lamp:** 1 x E27 20W

**Colour:** Anthracite/Smoked

**BJOPSTSM8777 NOW: £92.00**

**Size (mm):** Ø 90 ↑ 650

**Lamp:** 1 x E27 20W

**Colour:** Anthracite/Smoked

**BJOPSTSM9777 NOW: £112.00**

**Size (mm):** Ø 90 ↑ 900

**Lamp:** 1 x E27 20W

**Colour:** Anthracite/Smoked



IP54



opal acrylic  
diffuser



**BJOWOP5777 NOW: £59.00**

**Size (mm):** ↓ 200 ↔ 90 ↳ 125

**Lamp:** 1 x E27 20W

**Colour:** Anthracite/Opal



IP54

↑  
can be  
← mounted in any →  
direction  
↓

**BJOWOP6777 NOW: £77.00**

**Size (mm):** ↓ 330 ↔ 90 ↳ 125

**Lamp:** 2 x E27 20W

**Colour:** Anthracite/Opal

PIER

A selection of outdoor IP54 fixtures are created from slim tubular forms. The Opal glass which sits within the anthracite frames provides a view of the E27 lamp chosen. With a selection of wall lamps and post lamps this contemporary design is suitable for any garden motif.

Range Characteristics:  
3 Colour Options  
Acrylic Cover-Metal Detail  
2 Years Warranty

90cm tall

great ambient  
light



**BJOPSTOP7777 NOW: £78.00**

**Size (mm):** Ø 90 ↑ 450

**Lamp:** 1 x E27 20W

**Colour:** Anthracite/Opal

**BJOPSTOP8777 NOW: £92.00**

**Size (mm):** Ø 90 ↑ 650

**Lamp:** 1 x E27 20W

**Colour:** Anthracite/Opal

**BJOPSTOP9777 NOW: £112.00**

**Size (mm):** Ø 90 ↑ 900

**Lamp:** 1 x E27 20W

**Colour:** Anthracite/Opal

IP54

OUTDOOR





clear acrylic  
diffuser



**BJOWCL5777 NOW: £59.00**

**Size (mm):** ↓ 200 ↔ 90 ↗ 125

**Lamp:** 1 x E27 20W

**Colour:** Anthracite/Clear



IP54

can be  
mounted in any  
direction

**BJOWCL6777 NOW: £77.00**

**Size (mm):** ↓ 330 ↔ 90 ↗ 125

**Lamp:** 2 x E27 20W

**Colour:** Anthracite/Clear

PIER

A selection of outdoor IP54 fixtures are created from slim tubular forms. The Clear glass which sits within the anthracite frames provides a view of the E27 lamp chosen. With a selection of wall lamps and post lamps this contemporary design is suitable for any garden motif.

Range Characteristics:  
3 Colour Options  
Acrylic Cover-Metal Detail  
2 Years Warranty

aluminium ring

be creative use a  
decorative lamp



**BJOPSTCL7777 NOW: £78.00**

**Size (mm):** Ø 90 ↑ 450

**Lamp:** 1 x E27 20W

**Colour:** Anthracite/Clear

**BJOPSTCL8777 NOW: £92.00**

**Size (mm):** Ø 90 ↑ 650

**Lamp:** 1 x E27 20W

**Colour:** Anthracite/Clear

**BJOPSTCL9777 NOW: £112.00**

**Size (mm):** Ø 90 ↑ 900

**Lamp:** 1 x E27 20W

**Colour:** Anthracite/Clear



IP54

OUTDOOR



IP65



**BJOW4607 NOW: £54.00**  
**Size (mm):** ↓ 256 ↔ 86 ↳ 88  
**Lamp:** 1 x E27 40W  
**Colour:** Anthracite/Clear



robust metalwork

**BJOW0607 NOW: £90.00**  
**Size (mm):** Ø 160 ↓ 276 ↳ 215  
**Lamp:** 1 x E27 40W  
**Colour:** Anthracite/Clear

## HOURGLASS

This range emulates traditional Victorian lanterns, with their cylindrical clear acrylic situated within an anthracite coated round aluminium framework. The dark colour finish is ideal for an IP65 rated outdoor collection ensuring durability against the elements.

Range Characteristics:  
Clear Acrylic Diffusers  
Heavy-Bodied Metalwork  
2 Years Warranty



cylindrical  
diffuser

**BJOP1607 NOW: £72.00**

**Size (mm):** Ø 160 ↑ 220

**Lamp:** 1 x E27 40W

**Colour:** Anthracite/Clear



IP65

**BJOP3607 NOW: £108.00**

**Size (mm):** Ø 160 ↑ 500

**Lamp:** 1 x E27 40W

**Colour:** Anthracite/Clear



**BJOP2607 NOW: £96.00**

**Size (mm):** Ø 160 ↑ 350

**Lamp:** 1 x E27 40W

**Colour:** Anthracite/Clear

OUTDOOR



**BJOW5117 NOW: £45.00**  
**Size (mm):** ↓ 220 ↔ 120 ⇨ 120  
**Lamp:** 1 x E27 40W  
**Colour:** Graphite Black/Clear



**BJOW7117 NOW: £100.00**  
**Size (mm):** ↓ 345 ↔ 120 ⇨ 245  
**Lamp:** 1 x E27 40W  
**Colour:** Graphite Black/Clear

glass panels



IP54



**BJOW6117 NOW: £70.00**  
**Size (mm):** ↓ 382 ↔ 120 ⇨ 188  
**Lamp:** 1 x E27 40W  
**Colour:** Graphite Black/Clear

SKANDI

This range provides a classic collection of outdoor lighting solutions. The three dimensional rectangular frames with glass panels on each side reflect an old-fashioned oil lantern which is most prominently featured on the downward wall lamp with its curved hanging arm.



IP54

Range Characteristics:  
Chic Frame Design  
Subtle Graphite Finish  
2 Years Warranty

**BJOPT8117 NOW: £90.00**  
Size (mm): ↗ 120 ↓ 390-890 ↔ 120  
Lamp: 1 x E27 40W  
Colour: Graphite Black/Clear



**BJOPST0217 NOW: £100.00**  
Size (mm): ↓ 780 ↔ 130  
Lamp: 1 x E27 40W  
Colour: Graphite Black/Clear



simple design  
sophisticated style



**BJOPST9117 NOW: £90.00**  
Size (mm): ↓ 580 ↔ 130  
Lamp: 1 x E27 40W  
Colour: Graphite Black/Clear

Range Characteristics:  
3000K Warm White  
Not Dimmable  
3 Years Warranty



**BJOW4817** NOW: £71.00

**Size (mm):** ↓ 76 ↔ 150 ↗ 85

**Lamp:** 1 x Integral LED 10W, 720lm

**Colour:** Graphite Black

adjustable heads



**BJOP5817** NOW: £102.00

**Size (mm):** ↗ 107 ↓ 380 ↔ 150

**Lamp:** 1 x Integral LED 10W, 720lm

**Colour:** Graphite Black

IP54



**BJOPST6817** NOW: £124.00

**Size (mm):** ↗ 107 ↓ 780 ↔ 150

**Lamp:** 1 x Integral LED 10W, 720lm

**Colour:** Graphite Black

ANGLE

This collection harbours a high powered 10W 3000K LED section encased in an opal white acrylic diffuser. The LED head is fixed within a durable graphite frame structure, perfect for the outdoor usage of an IP54 range of lighting options. The wall lamp available is adjustable in order to offer added directionality of the light projection.

Range Characteristics:  
3000K Warm White  
Not Dimmable  
3 Years Warranty



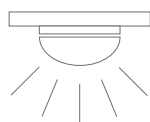
double diffuser

**BJOW9027 NOW: £68.00**

**Size (mm):** ↗ 110 ↓ 103 ↔ 110

**Lamp:** 1 x Integral LED 6W, 350lm

**Colour:** Anthracite/Opal White



suitable for wall  
or ceiling



IP54



**BJOW8027 NOW: £68.00**

**Size (mm):** Ø 108 ↔ 103

**Lamp:** 1 x Integral LED 6W, 350lm

**Colour:** Anthracite/Opal White

## FRAME

A 3D optical effect is achieved with layers of contrasting materials built around the integral 3000K LEDs. This nesting concept shows an opal diffuser, within a clear casing, within an anthracite metal frame. Available in a round or square shape with an IP54 rating, this range proves you do not need to compromise style when choosing an outdoor lighting solution.

**Range Characteristics:**

3000K Warm White

Not Dimmable

3 Years Warranty

superb ambience



**BJOW5877 NOW: £64.00**

**Size (mm):** ↓ 200 ↔ 120 ↗ 50

**Lamp:** 2 x Integral LED 12W, 535lm

**Colour:** Anthracite/Clear

IP54

can be  
mounted in any  
direction

SMOOTH

Uniquely formed, this modern IP54 wall lamp uses a bracket type frame shape to establish an original display of illumination. The longer backplate is curved outwards from the wall and a smaller piece of the same design is then fixed in a reversed position over the diffuser box which houses the integral 3000K LEDs generating deep shadows.



Range Characteristics:  
Polycarbonate Diffuser  
Die-cast Aluminium Base  
2 Years Warranty



**BJOW3877** NOW: £71.00

**Size (mm):** ↓ 220 ↔ 220 → 85

**Lamp:** 2 x E27 20W

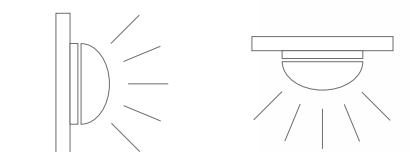

**Colour:** Anthracite/Clear

double lamps



IP65

double diffuser



suitable for wall  
or ceiling

**BJOW4877** NOW: £95.00

**Size (mm):** ↓ 220 ↔ 220 → 85

**Lamp:** 1 x Integral LED 16W, 1135lm

**Colour:** Anthracite/Clear/Opal

## GLOW

Offering an inventive wall light design the square form of the frame hosts a 3D clear casing reflective of a traditional museum display case. Both wall lamps are IP65 rated making them suitable for outdoor use, while one design holds the integral LEDs within an acrylic diffuser the other enables more flexibility with two E27 lampholders.

**Range Characteristics:**

3000K Warm White

Not Dimmable

3 Years Warranty



**BJOW1027** **NOW: £52.00**

**Size (mm):** ↓ 80 ↔ 160 ⇨ 70

**Lamp:** 1 x Integral LED 5W, 190lm

**Colour:** Anthracite/Frosted



↙ adjustable

IP54

**BJOW0027** **NOW: £52.00**

**Size (mm):** ↓ 80 ↔ 160 ⇨ 70

**Lamp:** 1 x Integral LED 5W, 190lm

**Colour:** Sand White/Frosted

TILT

This range uses uniform shapes in a unique way to create a new mode of projecting light. A pyramid forms the backplate, positioning the integral LEDs along the two faces of the shape. The rectangular metal plate is then fixed at the front of the fitting to shelter the light dispersion and throw the illumination in opposite directions on either side of the wall lamp.

Range Characteristics:  
3000K Warm White  
Not Dimmable  
3 Years Warranty


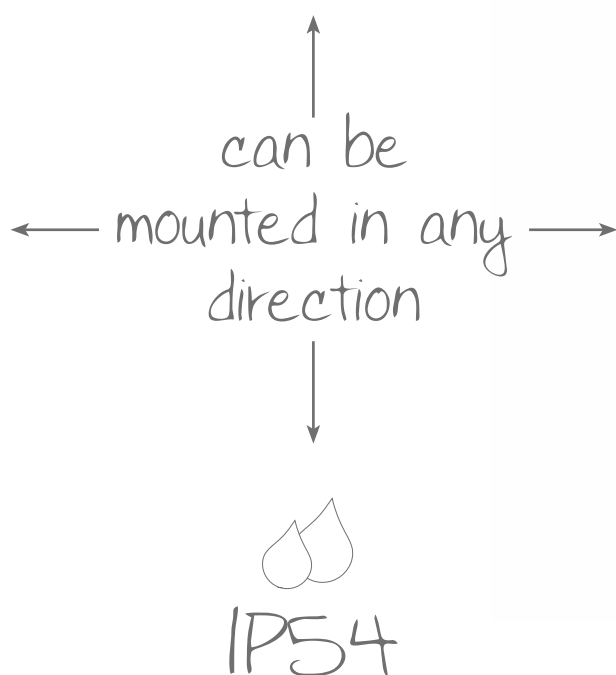


**BJOW3027** NOW: £53.00

**Size (mm):**  $\updownarrow 170 \leftrightarrow 170 \mapsto 80$

**Lamp:** 1 x Integral LED 7W, 610lm

**Colour:** Black/Silver/Clear



**BJOW2027** NOW: £53.00

**Size (mm):**  $\updownarrow 170 \leftrightarrow 170 \mapsto 80$

**Lamp:** 1 x Integral LED 7W, 610lm

**Colour:** White/Gold/Clear

## TIMBER

The clean lines of triangular shapes envelope the integral LEDs driving the 3000K light into a 45 degree projection. This outdoor wall light, available in two colours, creates an aged worn impression by using a raw application of coating which produces a brushed chalk like effect offering a rustic urban quality to your outdoor area.

**Range Characteristics:**

3000K Warm White

Not Dimmable

3 Years Warranty



**BJOW7027 NOW: £45.00**


**Size (mm):**  $\uparrow 100 \leftrightarrow 135 \rightarrow 120$

**Lamp:** 2 x Integral LED 3W, 410lm

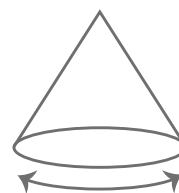
**Colour:** Black/Gold/Clear



bidirectional  
light source



adjustable  
beam angle



**BJOW0127 NOW: £45.00**

**Size (mm):**  $\uparrow 100 \leftrightarrow 100 \rightarrow 100$

**Lamp:** 2 x Integral LED 3W, 400lm

**Colour:** Black/Silver



IP54

TRUNK

This outdoor wall lamp emulates a rustic atmosphere with the worn brushed effect of the black/gold or silver/gold colour finish. An up and downward directionality of light is achieved from the open faces of the cylindrical frame. Integrated barn doors enables complete independent flexibility in the two emitted beam angle.

### Range Characteristics:

3000K Warm White

Not Dimmable

3 Years Warranty




**BJOW5027** **NOW: £67.00**

**Size (mm):**  $\uparrow 160 \leftrightarrow 230 \mapsto 56$


**Lamp:** 2 x Integral LED 5W, 850lm

**Colour:** Sand White/Frosted



  
IP54

bidirectional  
light source



substantial  
acrylic diffuser



**BJOW6027** **NOW: £67.00**

**Size (mm):**  $\uparrow 16 \leftrightarrow 230 \mapsto 56$

**Lamp:** 2 x Integral LED 5W, 850lm

**Colour:** Anthracite/Frosted


## SATURN

This range combines primary shapes with LED technology to produce a futuristic modern collection of outdoor wall lamps. The rectangular panels of 3000K LEDs are vertically threaded through a horizontal band of metal framework. This creative concept is optically pleasing whilst still maintaining a reliable functionality desired of LED lighting products.



Range Characteristics:  
3000K Warm White  
Not Dimmable  
3 Years Warranty

bidirectional  
light source



**BJOW4027** **NOW: £59.00**

**Size (mm):** ↓ 80 ↔ 170 ↔ 40

**Lamp:** 6 x Integral LED 1W, 500lm

**Colour:** Black/Gold/Clear




IP54

CABIN

The brushed black/gold colour finish gives a weathered, industrial quality to the sleek framework of this outdoor wall lamp. The slight projection of this fixture, from the surface to which it is applied, is a coveted aspect of an IP54 rated product ensuring an unobtrusive lighting solution either on pathways or even within a small bathroom.

Range Characteristics:  
3000K Warm White  
Not Dimmable  
3 Years Warranty

IP54



**BJOW9227** **NOW: £43.00**

**Size (mm):** ↓ 88 ↔ 99 ↔ 33

**Lamp:** 1 x Integral LED 3W, 270lm

**Colour:** Dark Brown/Clear

BUN

The brown colour finish complements the tones commonly found in outdoor environments from gardens to pathways. This LED wall lamp offers a downlight direction of illumination. The circular form is slightly cut away at the bottom to diffuse the integral 3000K LEDs.



**BJOW5127 NOW: £36.00**

**Size (mm):** ↑ 90 ↔ 115 ↳ 30

**Lamp:** 2 x Integral LED 3W, 350lm

**Colour:** Black/Silver/Frosted


**Range Characteristics:**  
3000K Warm White  
Not Dimmable  
3 Years Warranty

IP54



sleek & slim  
only 30mm deep

bidirectional  
light source



**BJOW8127 NOW: £50.00**

**Size (mm):** ↑ 90 ↔ 175 ↳ 30

**Lamp:** 2 x Integral LED 6W, 630lm

**Colour:** Black/Silver/Frosted

## SLAB

This range harmoniously combines traditional weathered aspects with modern technology to create an interesting IP rated collection of wall lamps. The integral 3000K LEDs are diffused across the longest edge of the rounded rectangular frame. The LEDs modern presence is tempered by the rustic brushed black and silver colour finish.

**Range Characteristics:**

3000K Warm White

Not Dimmable

3 Years Warranty

**BJOW9127 NOW: £57.00**

**Size (mm):** ↓ 165 ↔ 153 ⇨ 73

**Lamp:** 1 x Integral LED 6W, 700lm

**Colour:** Sand White/Clear



IP54

↑  
can be  
← mounted in any →  
direction  
↓



**BJOW0227 NOW: £57.00**

**Size (mm):** ↓ 165 ↔ 153 ⇨ 73

**Lamp:** 1 x Integral LED 6W, 700lm

**Colour:** Anthracite/Clear




CIRQUE

This collection takes a simplistic circular shape and manipulates its form to throw a more outward projection of 3000K LED light. The dipped curvature allows a wider angle beam often required of outdoor lighting. The two neutral colour options complement their unassuming design.

Range Characteristics:  
3000K Warm White  
Not Dimmable  
3 Years Warranty



**BJOW1127** NOW: £57.00  
**Size (mm):**  $\updownarrow$  54  $\leftrightarrow$  110  $\rightarrow$  100  
**Lamp:** 1 x Integral LED 6W, 400lm  
**Colour:** Anthracite/Opal White



can be  
mounted in any  
direction



IP54



**BJWL2127** NOW: £77.00  
**Size (mm):**  $\updownarrow$  54  $\leftrightarrow$  230  $\rightarrow$  100  
**Lamp:** 2 x Integral LED 6W, 780lm  
**Colour:** Anthracite/Opal White

## BRICK

This is a highly versatile collection with an IP54 rating and adjustable heads. With a durable anthracite colour finish, the wall lamps are available in a one and two light version each with integral 3000K LEDs housed within a rounded rectangular shape that turns, giving added control over the directionality of light.

Range Characteristics:  
3000K Warm White  
Not Dimmable  
3 Years Warranty

↑  
can be  
← mounted in →  
any direction  
↓



**BJOW8227** NOW: £43.00  
**Size (mm):** ↓ 120 ↔ 120 ⇨ 45  
**Lamp:** 1 x Integral LED 6W, 510lm  
**Colour:** Anthracite/Frosted



IP54

KINK


This wall lamp is the closest design available to best mimic the natural moulding of stone walls. The inconspicuous style only slightly projects from the wall enough to give a powerful singular direction of illumination from the integral 3000K LEDs. This subtle nature in an anthracite colour finish is perfect for outdoor use with an IP54 rating.

Range Characteristics:  
3000K Warm White  
Not Dimmable  
3 Years Warranty



**BJOW7227** NOW: £59.00  
**Size (mm):** ↓ 120 ↔ 120 ⇨ 130  
**Lamp:** 2 x Integral LED 6W, 590lm  
**Colour:** Dark Brown/Opal White

bidirectional  
light source



IP54


CONE

This 12W wall lamp is IP54 rated with an intriguing structure. The integral LED head is shaped to mimic a classic lampshade with the light filtered through both the bottom and top of the shade throwing light in two directions. A dark brown colour finish reflects natural woodland elements allowing the wall lamp to more seamlessly settle into a garden setting.





bidirectional  
light source



**Range Characteristics:**  
Curved With Gold Detail  
Square With Silver Detail  
2 Years Warranty



**BJOW2227 NOW: £28.00**

**Size (mm):** ↓ 160 ↔ 68 ⇨ 78

**Lamp:** 2 x GU10 50W

**Colour:** Black/Gold/Clear

↑  
can be  
← mounted in →  
any direction  
↓



IP54

**BJOW4227 NOW: £28.00**

**Size (mm):** ↓ 160 ↔ 68 ⇨ 78

**Lamp:** 2 x GU10 50W

**Colour:** Black/Silver/Clear



**BJOW1227 NOW: £20.00**

**Size (mm):** ↓ 100 ↔ 68 ⇨ 78

**Lamp:** 1 x GU10 50W

**Colour:** Black/Gold/Clear



**BJOW3227 NOW: £20.00**

**Size (mm):** ↓ 100 ↔ 68 ⇨ 78

**Lamp:** 1 x GU10 50W

**Colour:** Black/Silver/Clear


## BEAM

These outdoor IP54 rated wall lamps emulate a rustic urban atmosphere with their weathered colour finishes. The curved wall lamps use a black base with brushed flecks of gold whilst the rectangular version uses strokes of black and silver. This effect diminishes any impact from outdoor elements ensuring a reliable longevity of use even in harsher weather.

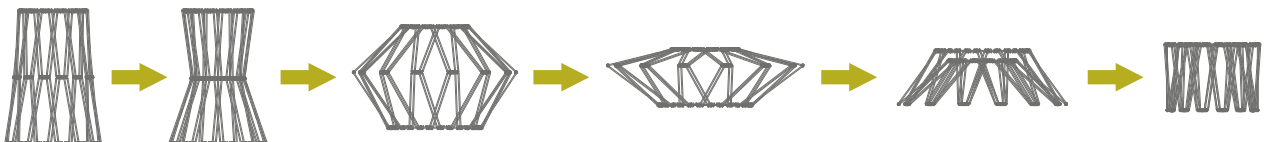


small version

suspension kit sold separately



**BJLS5077** **NOW: £38.00**  
**Size (mm):** Ø 220-460 ↓ 90-305  
**Colour:** Rose Gold



LINK

An innovatively creative adjustable range includes a selection of metal shades with spring joints which enable the form of each shade to be manipulated into a different shape. Available in two sizes and four different colour finishes, the diversity and adaptability of this range is a must have accompaniment to a standard single fixture.



### Range Characteristics:

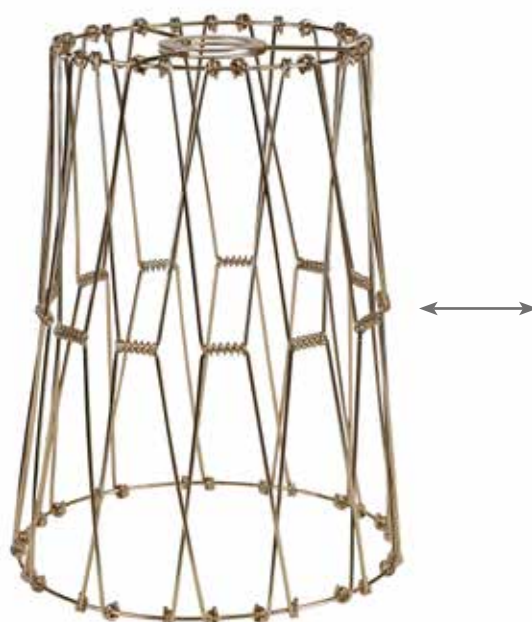
Amazing 6 in 1 Shade

4 Colour Options

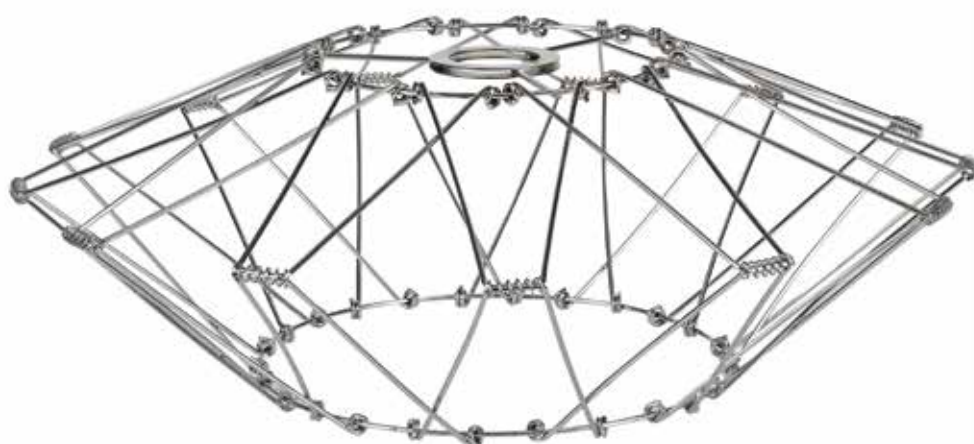
Best With Decorative Kits

**BJLS6077 NOW: £38.00**  
**Size (mm):** Ø 220-460 ↑ 90-305  
**Colour:** Matt Black

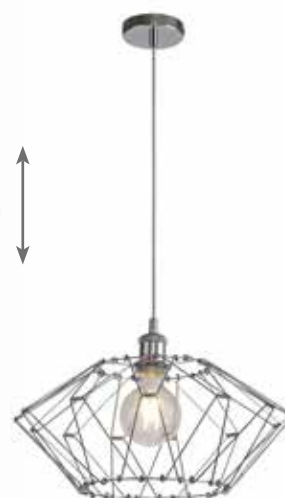
funky, quirky,  
 fun, intriguing,  
 functional, unique



**BJLS7077 NOW: £46.00**  
**Size (mm):** Ø 220-460 ↑ 90-305  
**Colour:** French Gold

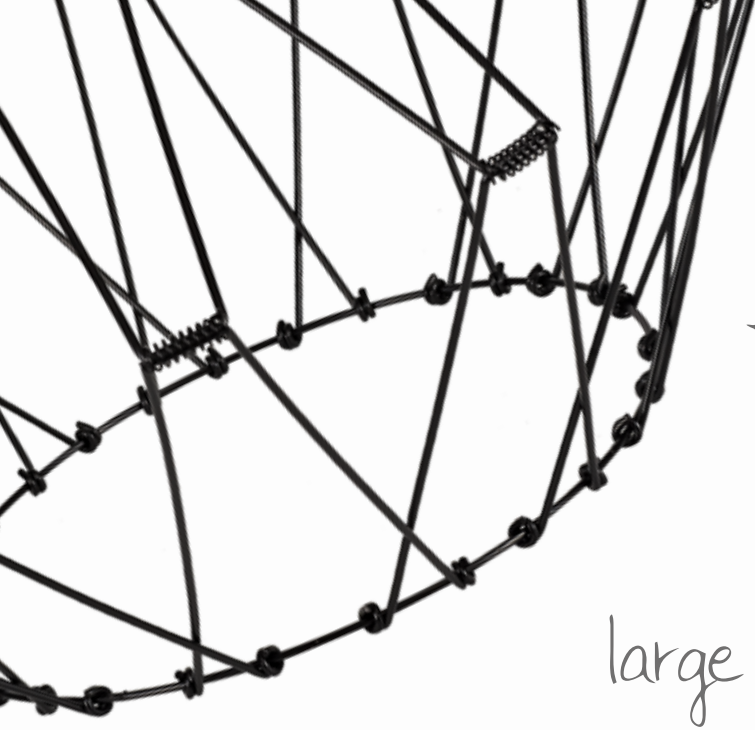


**BJLS8077 NOW: £38.00**  
**Size (mm):** Ø 220-460 ↑ 90-305  
**Colour:** Polished Chrome



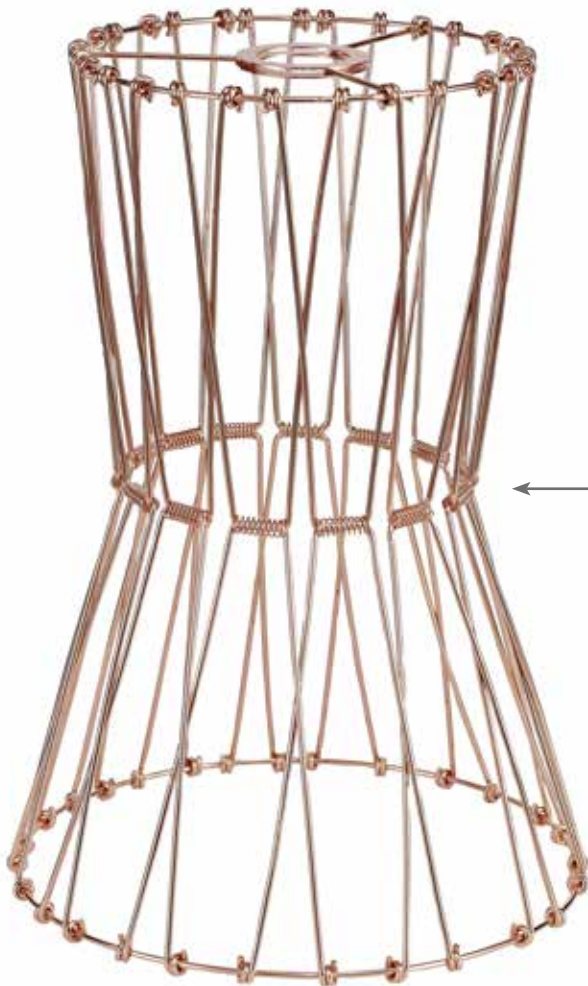
suspension kit  
 sold separately





funky, quirky,  
fun, intriguing, functional,  
unique

large version



suspension kit  
sold separately

**BJLS9077** **NOW: £58.00**  
**Size (mm):** Ø 280-590 ↑ 120-400  
**Colour:** Rose Gold

LINK

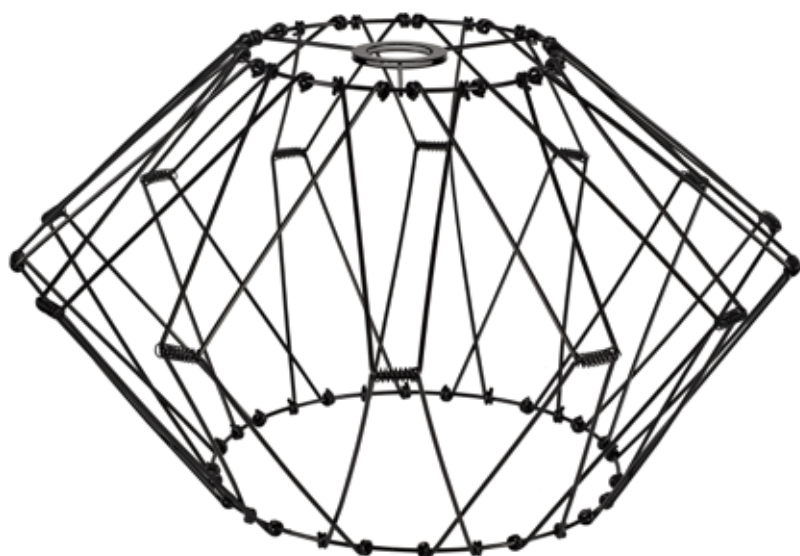
An innovatively creative adjustable range includes a selection of metal shades with spring joints which enable the form of each shade to be manipulated into a different shape. Available in two sizes and four different colour finishes, the diversity and adaptability of this range is a must have accompaniment to a standard single fixture.

### Range Characteristics:

Amazing 6 in 1 Shade

4 Colour Options

Best With Decorative Kits

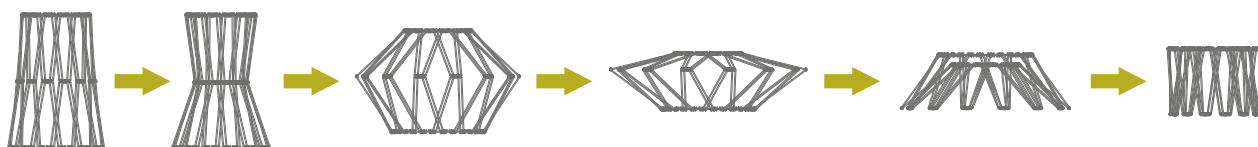


**BJLS0177 NOW: £58.00**

**Size (mm):** Ø 280-590 ↑ 120-400

**Colour:** Matt Black

one shade makes all shapes



**BJLS2177 NOW: £58.00**

**Size (mm):** Ø 280-590 ↑ 120-400

**Colour:** Polished Chrome



**BJLS1177 NOW: £66.00**

**Size (mm):** Ø 280-590 ↑ 120-400

**Colour:** French Gold





**BJLS4967 NOW: £10.00**

**Size (mm):** Ø 120 ↑ 200  
**Colour:** Gold/Black

stunning gloss  
black



**BJLS5967 NOW: £23.00**

**Size (mm):** Ø 450 ↑ 150  
**Colour:** Gold/Black

lavish gold  
reflector



**BJLS6967 NOW: £34.00**

**Size (mm):** Ø 600 ↑ 150  
**Colour:** Gold/Black

universal shades

# SHARONA

A wide collection of shades in various sizes are enhanced with an interior design twist. The colour finishes available are not only uncommonly applied to lighting fixtures they also enable the style of the light to be tied in with other fabrics within the room to build character and standout décor.





**BJLS0967 NOW: £27.00**  
**Size (mm):** Ø 395 ↑ 180  
**Colour:** Light Oak Wood Effect,  
 White Laminate



**Range Characteristics:**  
 2 Colour Options, 2 Sizes  
 Imitation Wood/Clear  
 Complimenting Edging

all shades fitted with  
 reducing ring



**BJLS1967 NOW: £51.00**  
**Size (mm):** Ø 600 ↑ 210  
**Colour:** Light Oak Wood Effect,  
 White Laminate

looks like real wood



**BJLS2967 NOW: £27.00**  
**Size (mm):** Ø 395 ↑ 180  
**Colour:** Grey Oak Wood Effect,  
 White Laminate



**BJLS3967 NOW: £51.00**  
**Size (mm):** Ø 600 ↑ 210  
**Colour:** Grey Oak Wood Effect,  
 White Laminate

translucent white  
vinyl lining



**BJLS8967** **NOW: £23.00**

**Size (mm):** Ø 280/350 ↓ 220

**Colour:** Charcoal Grey, Translucent  
White Laminate



dual mount



**BJLS0077** **NOW: £34.00**

**Size (mm):** Ø 350/450 ↓ 280

**Colour:** Charcoal Grey, Translucent  
White Laminate



**BJLS7967** **NOW: £18.00**

**Size (mm):** Ø 240/300 ↓ 200

**Colour:** Charcoal Grey, Translucent  
White Laminate



**BJLS9967** **NOW: £27.00**

**Size (mm):** Ø 320/400 ↓ 260

**Colour:** Charcoal Grey, Translucent White  
Laminate



woven effect fabric

SHARONA

A wide collection of shades in various sizes are enhanced with an interior design twist. The colour finishes available are not only uncommonly applied to lighting fixtures they also enable the style of the light to be tied in with other fabrics within the room to build character and standout décor.




### Range Characteristics:

4 Distinct Sizes

Dual Mount Technology

Durable Heavy Duty Fabric



**BJLS1077** **NOW: £20.00**

**Size (mm):** Ø 240/300 ↓ 200

**Colour:** Multicoloured, White Laminate



**BJLS2077** **NOW: £25.00**

**Size (mm):** Ø 280/350 ↓ 220

**Colour:** Multicoloured, White Laminate



**BJLS3077** **NOW: £29.00**

**Size (mm):** Ø 320/400 ↓ 260

**Colour:** Multicoloured, White Laminate

translucent white  
vinyl lining



**BJLS4077** **NOW: £36.00**

**Size (mm):** Ø 350/450 ↓ 280

**Colour:** Multicoloured, White Laminate



colour flecked  
fabric



*Hand  
Crafted*



**BJLS7727 NOW: £96.00**

**Size (mm):** Ø 295 ↑ 180

**Colour:** Beige/Black/Clear

*crystal detail*



**BJLS5627 NOW: £129.00**

**Size (mm):** Ø 310 ↑ 175

**Colour:** Grey/White/Black/Clear



**BJLS7527 NOW: £79.00**

**Size (mm):** Ø 350 ↑ 150

**Colour:** Green/Cream/Black/Clear



**BJLS2527 NOW: £91.00**

**Size (mm):** Ø 295 ↑ 160

**Colour:** Grey/Cream/Black/Clear

*crystal detail*

*For full range on non-electric tiffany shades.  
Please see tiffany section of catalogue.*





**BJLS6527 NOW: £79.00**

**Size (mm):** Ø 350 ↓ 150

**Colour:** Rich Blue/Cream/Black/Clear



**BJLS9527 NOW: £103.00**

**Size (mm):** Ø 305 ↓ 150

**Colour:** Amber/Cream/Black/Clear

2 in 1 can also be suspended  
without the trim



**BJLS5327 NOW: £86.00**

**Size (mm):** Ø 350 ↓ 140

**Colour:** Red/Cream/Aged Antique  
Brass/Clear

**BJLS6327 NOW: £83.00**

**Size (mm):** Ø 350 ↓ 140

**Colour:** Beige/Cream/Aged Antique  
Brass/Clear



**BJLS8627 NOW: £137.00**

**Size (mm):** Ø 310 ↓ 160

**Colour:** Orange/Blue/Black/Amber



**BJLS4727 NOW: £120.00**

**Size (mm):** Ø 310 ↓ 160

**Colour:** Blue/Black/Amber/Grey/Clear

CODE	PAGE	CODE	PAGE	CODE	PAGE
BJAC0417	205	BJBC2477	247	BJCF1818	25
BJAC0807	278	BJBC2677	256	BJCF1907	136
BJAC1417	205	BJBC4577	257	BJCF1927	226
BJAC1807	278	BJBC5577	257	BJCF2118	36
BJAC2408	129	BJBC6507	259	BJCF2318	89
BJAC2417	205	BJBC6577	255	BJCF2518	131
BJAC2807	279	BJBC7407	253	BJCF2567	50
BJAC3408	129	BJBC7507	258	BJCF2577	132
BJAC3517	280	BJBC7577	255	BJCF2608	90
BJAC3807	279	BJBC8407	253	BJCF2757	20
BJAC4408	129	BJBC8507	260	BJCF2818	24
BJAC4417	207	BJBC9207	248	BJCF2907	62
BJAC4517	280	BJBC9507	260	BJCF2957	142
BJAC4807	279	BJBW3207	251	BJCF3047	103
BJAC5408	129	BJBW3477	247	BJCF3118	37
BJAC5417	207	BJBW4207	251	BJCF3187	77
BJAC5517	281	BJBW4477	247	BJCF3507	261
BJAC5807	279	BJBW5207	251	BJCF3567	51
BJAC6408	129	BJBW6207	249	BJCF3577	132
BJAC6417	207	BJBW7207	249	BJCF3657	171
BJAC6517	281	BJBW8207	249	BJCF3757	21
BJAC6807	282	BJBW9807	246	BJCF3907	62
BJAC7517	281	BJCF0218	130	BJCF3917	181
BJAC7807	282	BJCF0377	34	BJCF3957	142
BJAC8517	281	BJCF0817	26	BJCF4087	74
BJAC8807	282	BJCF0927	226	BJCF4187	77
BJAC8927	226	BJCF1047	104	BJCF4407	101
BJBC0577	254	BJCF1318	89	BJCF4418	36
BJBC0907	135	BJCF1377	34	BJCF4467	50
BJBC1577	254	BJCF1518	131	BJCF4507	261
BJBC1677	256	BJCF1567	50	BJCF4907	63
BJBC2207	250	BJCF1608	90	BJCF5087	74

CODE	PAGE
BJCF5187	77
BJCF5407	101
BJCF5418	37
BJCF5467	50
BJCF5667	47
BJCF6087	74
BJCF6407	137
BJCF6467	51
BJCF6617	93
BJCF67567	44
BJCF7218	80
BJCF7617	92
BJCF7717	26
BJCF8408	105
BJCF8487	311
BJCF8677	133
BJCF8717	27
BJCF8817	66
BJCF9118	130
BJCF9407	42
BJCF9577	133
BJCF9737	134
BJCH0247	82
BJCH0537	84
BJCH0777	16
BJCH1247	82
BJCH1537	84
BJCH2247	83
BJCH4117	102
BJCH4937	68
BJCH5247	86
BJCH5767	108

CODE	PAGE
BJCH5937	68
BJCH6247	87
BJCH6767	108
BJCH6937	69
BJCH7247	87
BJCH7767	109
BJCH7937	70
BJCH8247	88
BJCH8767	110
BJCH8937	70
BJCH9147	82
BJCH9437	85
BJCH9937	71
BJCL3937	91
BJCOP0187	75
BJCP0017	116
BJCP0047	104
BJCP0067	200
BJCP0137	94
BJCP0147	188
BJCP0207	55
BJCP0237	97
BJCP0317	182
BJCP0318	81
BJCP0418	168
BJCP0557	138
BJCP0617	183
BJCP0687	13
BJCP0707	167
BJCP0757	146
BJCP0767	18
BJCP0957	143

CODE	PAGE
BJCP1017	184
BJCP1067	200
BJCP107	189
BJCP1117	119
BJCP1137	95
BJCP1147	188
BJCP1207	55
BJCP1218	158
BJCP1237	98
BJCP1317	182
BJCP1418	180
BJCP1447	153
BJCP1557	31
BJCP1617	197
BJCP1667	47
BJCP1687	15
BJCP1767	18
BJCP1777	148
BJCP1957	143
BJCP2017	198
BJCP2047	103
BJCP2067	200
BJCP2117	119
BJCP2218	158
BJCP2237	99
BJCP2287	185
BJCP2317	182
BJCP2377	33
BJCP2418	180
BJCP2447	140
BJCP2557	30
BJCP2617	197

CODE	PAGE	CODE	PAGE	CODE	PAGE
BJCP2687	12	BJCP4657	170	BJCP6347	144
BJCP2777	149	BJCP4757	21	BJCP6377	179
BJCP2917	181	BJCP4777	149	BJCP6418	39
BJCP2927	226	BJCP4818	24	BJCP6437	194
BJCP2937	91	BJCP4867	112	BJCP6587	11
BJCP3017	198	BJCP4917	181	BJCP6667	49
BJCP3037	44	BJCP5017	199	BJCP6707	65
BJCP3067	191	BJCP5047	141	BJCP6717	210
BJCP3107	60	BJCP5107	60	BJCP6857	164
BJCP3218	159	BJCP5118	40	BJCP6867	113
BJCP3317	201	BJCP5137	17	BJCP6877	154
BJCP3318	151	BJCP5177	210	BJCP6957	192
BJCP3557	32	BJCP5237	97	BJCP7007	189
BJCP3617	196	BJCP5308	125	BJCP7017	116
BJCP3687	14	BJCP5317	193	BJCP7047	175
BJCP3777	149	BJCP5347	144	BJCP7087	73
BJCP3818	25	BJCP5447	107	BJCP7107	61
BJCP3867	112	BJCP5587	11	BJCP7118	41
BJCP3927	226	BJCP5617	92	BJCP7187	79
BJCP4007	189	BJCP5757	22	BJCP7237	99
BJCP4017	199	BJCP5857	165	BJCP7277	177
BJCP4047	141	BJCP5867	113	BJCP7308	125
BJCP4067	191	BJCP5957	192	BJCP7317	193
BJCP4107	60	BJCP6017	115	BJCP7318	169
BJCP4118	38	BJCP6047	141	BJCP7347	145
BJCP4147	115	BJCP6107	61	BJCP7377	179
BJCP4218	159	BJCP6118	38	BJCP7408	105
BJCP4308	125	BJCP6187	78	BJCP7418	40
BJCP4317	201	BJCP6237	98	BJCP7437	195
BJCP4318	151	BJCP6277	176	BJCP7447	172
BJCP4347	144	BJCP6308	125	BJCP7587	11
BJCP4617	93	BJCP6317	193	BJCP7657	187



CODE	PAGE
BJCP7667	49
BJCP7707	65
BJCP7817	66
BJCP7827	227
BJCP7877	154
BJCP7927	64
BJCP7957	190
BJCP8017	118
BJCP8047	174
BJCP8087	72
BJCP8107	61
BJCP8177	54
BJCP8187	76
BJCP8218	80
BJCP8277	177
BJCP8317	183
BJCP8318	169
BJCP8377	179
BJCP8418	39
BJCP8437	194
BJCP8447	173
BJCP8567	45
BJCP8587	10
BJCP8607	167
BJCP8618	116
BJCP8657	147
BJCP8707	65
BJCP8827	227
BJCP8877	155
BJCP8957	190
BJCP9017	118
BJCP9037	94

CODE	PAGE
BJCP9047	175
BJCP9087	75
BJCP9107	186
BJCP9187	76
BJCP9218	81
BJCP9277	176
BJCP9318	168
BJCP9418	41
BJCP9517	183
BJCP9567	45
BJCP9587	11
BJCP9607	167
BJCP9657	147
BJCP9667	19
BJCP9677	139
BJCP9717	27
BJCP9827	227
BJCP9857	143
BJCP9877	155
BJCP9907	115
BJCP9957	200
BJFL0277	59, 308
BJFL0347	63, 302
BJFL1277	59, 308
BJFL1477	178, 306
BJFL2277	59, 308
BJFL2667	48, 303
BJFL2867	111, 304
BJFL4037	46, 303
BJFL4277	176, 306
BJFL4767	19, 302
BJFL5377	35, 303

CODE	PAGE
BJFL5537	96, 305
BJFL5927	230
BJFL6567	53, 307
BJFL6907	166
BJFL6927	230
BJFL7177	58, 309
BJFL7537	100, 305
BJFL7818	25
BJFL7907	166
BJFL8007	58, 309
BJFL8757	23, 307
BJFL8907	166
BJFL9007	58, 309
BJFL9427	230
BJFL9467	53, 307
BJFL9537	100, 305
BJFL9867	114, 304
BJIS2718	244
BJIS3718	245
BJIS4718	245
BJLS0077	364
BJLS0177	361
BJLS0427	221
BJLS0508	160
BJLS0527	223
BJLS0608	163
BJLS0627	215
BJLS0827	217
BJLS0967	363
BJLS0977	156
BJLS1077	365
BJLS1177	361



CODE	PAGE	CODE	PAGE	CODE	PAGE
BJLS1427	221	BJLS5727	225	BJLS9967	364
BJLS1508	160	BJLS5967	362	BJOF1587	313
BJLS1727	219	BJLS5977	156	BJOF3287	319
BJLS1967	363	BJLS6077	359	BJOF4287	319
BJLS1977	157	BJLS6218	163	BJOF5287	319
BJLS2077	365	BJLS6327	234, 367	BJOF5487	315
BJLS2177	361	BJLS6427	224	BJOF9137	330
BJLS2427	221	BJLS6508	162	BJOF9557	326
BJLS2508	161	BJLS6527	231, 367	BJOG5718	321
BJLS2527	220, 366	BJLS6627	214	BJOG6718	321
BJLS2727	219	BJLS6967	362	BJOG7718	321
BJLS2967	363	BJLS7077	359	BJOG8718	320
BJLS2977	157	BJLS7327	235	BJOG9718	320
BJLS3077	365	BJLS7508	162	BJOP0587	313
BJLS3427	222	BJLS7527	231, 366	BJOP1607	341
BJLS3527	220	BJLS7608	163	BJOP2487	310
BJLS3967	363	BJLS7727	217, 366	BJOP2607	341
BJLS3977	157	BJLS7967	364	BJOP3587	242, 312
BJLS4077	365	BJLS8077	359	BJOP3607	341
BJLS4427	222	BJLS8327	235	BJOP4487	315
BJLS4508	161	BJLS8508	162	BJOP5817	344
BJLS4727	225, 367	BJLS8527	231	BJOP7137	325
BJLS47427	224	BJLS8627	218, 367	BJOP7487	311
BJLS4967	362	BJLS8727	217	BJOP7557	327
BJLS4977	156	BJLS8967	364	BJOPST0217	343
BJLS5077	358	BJLS9077	360	BJOPST2347	325
BJLS5218	163	BJLS9327	235	BJOPST6817	344
BJLS5308	161	BJLS9408	160	BJOPST8557	327
BJLS5327	234, 367	BJLS9427	223	BJOPST9117	343
BJLS5508	161	BJLS9508	162	BJOPSTCL7777	339
BJLS5527	231	BJLS9527	215, 367	BJOPSTCL8777	339
BJLS5627	214, 366	BJLS9627	218	BJOPSTCL9777	339

CODE	PAGE
BJOPSTOP7777	337
BJOPSTOP8777	337
BJOPSTOP9777	337
BJOPSTSM8777	335
BJOPSTSM9777	335
BJOPT4137	331
BJOPT4857	322
BJOPT6137	325
BJOPT7917	323
BJOPT8117	343
BJOW0027	348
BJOW0127	350
BJOW0227	354
BJOW0387	252, 317
BJOW0487	314
BJOW0607	340
BJOW0657	333
BJOW0857	328
BJOW0877	332
BJOW1027	348
BJOW1127	355
BJOW1227	357
BJOW1347	324
BJOW1387	252, 317
BJOW1487	310
BJOW1657	333
BJOW1857	328
BJOW1877	329
BJOW2027	349
BJOW2227	357
BJOW2587	242, 312
BJOW2657	333

CODE	PAGE
BJOW2857	322
BJOW2877	332
BJOW3027	349
BJOW3227	357
BJOW3487	314
BJOW3857	322
BJOW3877	347
BJOW4027	352
BJOW4227	357
BJOW4607	340
BJOW4817	344
BJOW4877	347
BJOW5027	351
BJOW5067	316
BJOW5117	342
BJOW5127	353
BJOW5877	346
BJOW5917	331
BJOW6027	351
BJOW6067	246
BJOW6117	342
BJOW6287	243, 318
BJOW6487	311
BJOW6557	326
BJOW6917	323
BJOW7027	350
BJOW7117	342
BJOW7198	324
BJOW7227	356
BJOW7287	243, 318
BJOW8027	345
BJOW8127	353

CODE	PAGE
BJOW8137	330
BJOW8227	356
BJOW8287	243, 318
BJOW9027	345
BJOW9127	354
BJOW9227	352
BJOW9287	243, 318
BJOW9487	313
BJOW9757	328
BJOW9917	324
BJOWCL5777	338
BJOWCL6777	338
BJOWOP5777	336
BJOWOP6777	336
BJOWSM5777	334
BJOWSM6777	334
BJPL2387	286
BJPL3387	286
BJPL4387	287
BJPL5387	287
BJPL6387	286
BJPL7387	286
BJPL8387	287
BJPL9387	287
BJSL0208	123
BJSL0308	127
BJSL0567	52
BJSL0717	212
BJSL0818	25
BJSL0837	120
BJSL1208	123
BJSL1308	127

CODE	PAGE	CODE	PAGE	CODE	PAGE
BJSL1757	20	BJTL0477	178, 298	BJTL5318	150, 293
BJSL1837	120	BJTL0667	46, 291	BJTL5567	53, 299
BJSL2208	124	BJTL0718	117, 294	BJTL5607	167, 296
BJSL2308	127	BJTL0917	67, 290	BJTL5827	229
BJSL2837	120	BJTL1007	56, 300	BJTL6007	57, 301
BJSL3208	124	BJTL1037	237	BJTL6127	238
BJSL3308	127	BJTL1327	222	BJTL6147	117, 294
BJSL3417	206	BJTL1827	228	BJTL6177	57, 301
BJSL3467	52	BJTL1867	111, 295	BJTL6227	236
BJSL3837	120	BJTL1917	67, 302	BJTL6318	150, 293
BJSL4108	122	BJTL2007	56, 300	BJTL6447	107, 290
BJSL4208	124	BJTL2037	237	BJTL6537	100, 297
BJSL4837	121	BJTL2327	224	BJTL6607	167, 296
BJSL5108	122	BJTL2537	85, 293	BJTL6657	171, 292
BJSL5208	124	BJTL2827	228	BJTL6818	24
BJSL5837	121	BJTL3007	56, 300	BJTL6827	229
BJSL6108	122	BJTL3127	216	BJTL7127	239
BJSL6208	126	BJTL3147	188, 292	BJTL7607	167, 296
BJSL6837	121	BJTL3277	177, 298	BJTL7757	23, 299
BJSL7108	122	BJTL3327	223	BJTL8467	53, 299
BJSL7208	126	BJTL3667	48, 291	BJTL8537	100, 297
BJSL7837	121	BJTL3767	19, 290	BJTL8667	49, 291
BJSL8108	123	BJTL3827	228	BJTL8857	165, 295
BJSL8208	126	BJTL4127	239	BJTL8867	114, 295
BJSL8617	212	BJTL4327	220	BJTL9247	63, 290
BJSL9108	123	BJTL4377	35, 292	BJTL9927	237
BJSL9208	126	BJTL4537	96, 297	BJWL0087	277
BJSL9317	204	BJTL4827	229	BJWL0117	118
BJSL9617	212	BJTL4957	142, 294	BJWL0287	78
BJSM7777	335	BJTL5007	57, 301	BJWL0307	268
BJTL0037	237	BJTL5037	46, 291	BJWL0407	272
BJTL0327	238	BJTL5227	221	BJWL0408	128

CODE	PAGE
BJWL0447	152
BJWL0507	43
BJWL0518	131
BJWL0637	270
BJWL0677	133
BJWL0727	218
BJWL0737	266
BJWL0807	273
BJWL0867	111
BJWL0937	263
BJWL1087	277
BJWL1107	56
BJWL1118	37
BJWL1187	73
BJWL1287	78
BJWL1307	268
BJWL1407	272
BJWL1408	128
BJWL1507	43
BJWL1527	223
BJWL1627	215
BJWL1637	270
BJWL1707	288
BJWL1717	213
BJWL1737	266
BJWL1817	28
BJWL1937	263
BJWL2087	277
BJWL2107	56
BJWL2127	355
BJWL2137	95
BJWL2147	188

CODE	PAGE
BJWL2187	73
BJWL2307	268
BJWL2407	274
BJWL2507	43, 298
BJWL2517	280
BJWL2637	270
BJWL2707	289
BJWL2717	213
BJWL2767	19
BJWL2817	28
BJWL3087	277
BJWL3117	119
BJWL3137	95
BJWL3177	211
BJWL3237	97
BJWL3247	86
BJWL3307	269
BJWL3377	35
BJWL3407	274
BJWL3418	37
BJWL3447	106
BJWL3537	85
BJWL3637	267
BJWL3707	289
BJWL3717	213
BJWL3727	219
BJWL3737	265
BJWL3817	29
BJWL4177	211
BJWL4237	98
BJWL4247	86
BJWL4307	269

CODE	PAGE
BJWL4447	106
BJWL4527	220
BJWL4557	31
BJWL4567	52
BJWL4637	267
BJWL4667	48
BJWL4717	211
BJWL4737	265
BJWL5147	117
BJWL5277	177
BJWL5307	269
BJWL5427	222
BJWL5507	261
BJWL5557	31
BJWL5637	267
BJWL5657	171
BJWL5677	271
BJWL5717	211
BJWL5737	265
BJWL5818	24
BJWL5907	62
BJWL6037	45
BJWL6307	275
BJWL6637	264
BJWL6677	271
BJWL6727	225
BJWL6737	265
BJWL6757	23
BJWL6977	276
BJWL7147	83
BJWL7307	275
BJWL7467	52



CODE	PAGE
BJWL7627	214
BJWL7637	264
BJWL7677	271
BJWL7737	240
BJWL7857	165
BJWL7867	114
BJWL7977	276
BJWL8118	130
BJWL8147	83
BJWL8237	97
BJWL8308	128
BJWL8347	152
BJWL8427	224
BJWL8637	262
BJWL8737	240
BJWL8837	241
BJWL9177	56
BJWL9237	98
BJWL9307	273
BJWL9308	128
BJWL9347	152
BJWL9377	178
BJWL9447	172
BJWL9618	117
BJWL9637	262
BJWL9707	278
BJWL9727	216
BJWL9817	67
BJWL9837	241
BJWL9977	276
BLWL8977	276

## TECHNICAL GUIDANCE

### COLOUR TEMPERATURE

Colour temperature is conventionally expressed in kelvins, using the symbol K, a unit of measure for absolute temperature. Colour temperatures over 5000 K are called "cool colours" (bluish white), while lower colour temperatures (2700–3000 K) are called "warm colours" (yellowish white through red).

TEMPERATURE	SOURCE
1700 K	Match flame
1850 K	Candle flame, sunset/sunrise
2400 K	Standard incandescent lamp
2550 K	Soft white incandescent lamps
2700 K	Soft white CFL lamps & led lamps
3000 K	Warm white CFL lamps & led lamps
3200 K	Studio lamps, photofloods, etc.
3350 K	Studio CP light
5000 K	Horizon daylight
5500 K	Cool white/daylight CFL
6200 K	Xenon short arc lamp
6500 K	Daylight, overcast
6500 - 6900 K	LCD or CRT screen
15,000 - 27,000 K	Clear blue poleward sky

*These temperatures are merely characteristics; there may be considerable variation*

### LEDs EXPLAINED

**SMD** - Surface Mounted Diode, typically mounted and soldered onto a circuit board.

**COB** - Chip on Board, has multiple diodes typically around 9 or more.

**FILAMENT** - an LED lamp designed to resemble a traditional incandescent light bulb.

**HI POWER** - LED's that offer a higher lumen output per watt.

**DOB** - Driver on Board, has an integrated driver.

**CRI** - A colour rendering index is a quantitative measure of the ability of a light source to reveal the colours of various objects faithfully in comparison with an ideal or natural light source.

**DRIVER** - an electrical device that is used to power LED's. The correct driver is crucial to the performance of LED's.

# TECHNICAL GUIDANCE

## IP RATING (INGRESS PROTECTION)

An IP (Ingress Protection) rating is assigned to any product where its ability to prevent objects of varying sizes and compositions from breaking its barriers is relevant. The two tables following outline what each number means.

LEVEL	OBJECT	EFFECTIVE AGAINST
0	Not Protected	Not Protected
1	Dripping Water	Dripping water (vertically dripping water) shall have no harmful effect.
2	Dripping Water when tilted up to 15°	Vertically dripping water shall have no harmful effect when the enclosure is tilted at an angle of up to 15° from normal position.
3	Spraying Water	Water falling as a spray at any angle up to 60° from the vertical shall have no effect.
4	Splashing Water	Water splashing against the enclosure from any direction shall have no harmful effect.
5	Water Jets	Water projected by a nozzle (6.3mm) against the enclosure from any direction shall have no harmful effect.
6	Powerful Water Jets	Water projected by powerful jets from a nozzle (12.5mm) against the enclosure from any direction shall have no harmful effect.
7	Immersion up to 1m depth	Ingress of water in harmful quantities shall not be possible when the enclosure is immersed in water under defined conditions of pressure and time (up to 1m of depth).
8	Immersion beyond 1m depth	The enclosure is suitable for continuous immersion in water under conditions specified by the manufacturer.

## IP RATING (CONTINUED)

LEVEL	OBJECT	EFFECTIVE AGAINST
0	Not Protected	Not Protected
1	>50mm	Any large surface of the body, such as the back of the hand, but no protection against deliberate contact with body part.
2	>12.5mm	Fingers or similar objects.
3	>2.5mm	Tools, thick wires, etc.
4	>1mm	Most wires, screws etc.
5	Dust Protected	Ingress of dust is not entirely prevented, but it must not enter in sufficient quantity to interfere with the equipment.
6	Dust Tight	No ingress of dust. Contact prevention.

## LUMENS AND WATTAGE

LUMENS	220+	400+	700+	900+	1300+
Traditional	25W	40W	60W	75W	100W
Halogen	18W	28W	42W	53W	70W
CFL	6W	9W	12W	15W	20W
LED	4W	6W	10W	13W	18W

Lumens (lm) are a measure of the amount of light (which is visible to the human eye) from a lamp or light source. The higher the lumen rating the “brighter” the lamp will appear. Watts don’t necessarily measure the brightness of a bulb, only the amount of electricity it uses. With so many new bulbs giving out the same amount of light but at an increasingly lower wattage, we need to compare bulbs by how much light they actually give out.

*\*Figures are approximate and used only to illustrate the correlation between various wattages and lumen values.*



CRYSTAL  
DOUBLE INSULATED  
CONTEMPORARY  
ILLUMINATION  
ADJUSTABLE  
SHADES  
TIFFANY  
MODERN  
INDUSTRIAL  
LANTERN  
WALL LIGHTS  
LED  
RECESSED WALL LIGHT  
LUMINAIRE  
EXCLUSIVE  
KITCHEN  
DRIVE OVER  
PENDANT  
DECORATIVE  
BATHROOM  
VICTORIAN  
OUTDOOR  
BIDIRECTIONAL  
UNIQUE  
ACCENT  
GLASS  
INNOVATIVE  
PAINTABLE  
LIGHTING  
NON ELECTRIC  
PAL  
STUNNING  
REFLECTIVE  
HAND CRAFTED  
COLOUR CHANGING  
QUIRKY  
BY

BJ Lighting Supplies  
Unit 3, The Raylor Centre, James Street, York, YO10 3DW  
Tel: 01904 416600  
[www.bjlightingsupplies.co.uk](http://www.bjlightingsupplies.co.uk) - [sales@bjlightingsupplies.co.uk](mailto:sales@bjlightingsupplies.co.uk)